



Greater Vallejo Recreation District

GVRD promotes wellness and healthy lifestyles
by providing safe parks and innovative and fun
recreation programs for all residents.

BOARD OF DIRECTORS

Rizal Aliga
Ron Bowen
Robert Briseño
Wendell Quigley

GENERAL MANAGER

Gabe Lanusse

In compliance with the Americans with Disabilities Act, Special assistance for participating in this meeting can be obtained by contacting the District Office at 707-648-4604. A 48-hour notification would enable the District to make reasonable accommodations to ensure accessibility to this meeting. (28 CFR 35.102-35.104 ADA Title II).

Board of Directors Meeting Agenda

Thursday, May 25, 2023

Administrative Office-Board Room, 401 Amador Street, Vallejo, CA 94590

6:30 p.m. – Regular Session

Public Comment on Items on the Agenda

If you wish to speak on an item under discussion by the Board of Directors which appears on this Agenda, you may do so upon receiving recognition from the Chairperson of the Board. Please state your name and whether you are speaking as an individual, or are speaking for an organization, in which case, please state the name of the organization. Each individual speaker may speak for up to three minutes, and an individual representing an organization may speak up to five minutes.

1) **Call to Order**

2) **Pledge of Allegiance**

3) **Roll Call**

4) **Approval of Agenda**

5) **Presentation:**

5.1 Introducing Jacob Roberts, Maintenance Worker (Nuno)

6) **Public Comment:**

(Note: For matters not otherwise listed on this agenda. The Board of Directors welcomes your comments under this section but is prohibited by State Law from discussing items not listed on the agenda. Your item will be taken under consideration and may be referred to Board of Directors Committee(s) and/or Staff.)

To provide an opportunity for all members of the public who wish to address the Board, a time allocation of 3 minutes for each individual speaker and 5 minutes for an individual representing an organization.

7) **Committee Updates**

The Chairperson for Ad-Hoc and Standing Committees will provide any updates to the full board.

8) Consent Calendar

Items listed on the consent calendar are considered routine in nature and may be enacted by one motion. If discussion is required, that item will be removed from the consent calendar and will be considered separately.

Public Comment

8.1 Approve Board Minutes-May 11, 2023-Regular Meeting

8.2 Accept Budget and Finance Committee Minutes-May 8, 2023

8.3 Accept Programs and Publicity Committee Minutes-May 9, 2023

9) Financials:

Public Comment

9.1 Resolution 2023-02 of the Board of Directors of the Greater Vallejo Recreation District to Adopt the Annual Operating Budget for Fiscal Year 2023-2024 (Harman)

10) Staff Updates

Public Comment

10.1 Maintenance Superintendent

10.2 Finance Director

10.3 Recreation Superintendent

10.4 General Manager

11) Executive Session:

Public Comment

11.1 CONFERENCE WITH LABOR NEGOTIATORS; pursuant to Government Code Section 54957.6

Agency Designated Representative: General Manager, Gabe Lanusse

Employee Organizations: International Brotherhood of Electrical Workers Local Union 1245 (IBEW); Service Employees International Union Local 1021 (SEIU)


Unrepresented Employees: Superintendents, Finance Director, Board Clerk, and Human Resources Clerk

11.2 PUBLIC EMPLOYEE PERFORMANCE EVALUATION; pursuant to Government Code section 54957

Title: General Manager

12) Announcements and Comments from Board Members

13) Meeting Adjourn



Greater Vallejo Recreation District

GVRD promotes wellness and healthy lifestyles
by providing safe parks and innovative and fun
recreation programs for all residents.

BOARD OF DIRECTORS

Rizal Aliga
Ron Bowen
Robert Briseño
Wendell Quigley

GENERAL MANAGER

Gabe Lanusse

Greater Vallejo Recreation District Board of Directors

MINUTES

May 11, 2023 – 401 Amador Street

6:30 p.m.

1) **Call to Order:**

Chairperson Briseño called a regular meeting, of the Board of Directors of the Greater Vallejo Recreation District, to order at 6:32 p.m., May 11, 2023, in the Board Room of the Greater Vallejo Recreation District Office, 401 Amador Street, Vallejo, California.

2) **Pledge of Allegiance:**

Chairperson Briseño led the pledge.

3) **Roll Call:**

Present: Chairperson Robert Briseño; Vice Chairperson Wendell Quigley, Secretary Rizal Aliga;

Staff: General Manager, Gabriel Lanusse; Legal Counsel, Andrew Shen; Recreation Superintendent, Antony Ryans; Maintenance Superintendent, Salvador Nuño; Finance Director, Penny Harman; Board Clerk, Kimberly Pierson

Excused: Director Ron Bowen

4) **Approval of Agenda-**

Director Quigley offered the motion, seconded by Director Aliga to approve the agenda. Motion passed.

5) **Public Comment:**

Members of the public may speak on any item not on the agenda but within the jurisdiction of the Board. Items on the agenda can be addressed at the time the matter is taken up. Each speaker is limited to 3 minutes and a spokesperson for an organization is limited to 5 minutes.

2 Public Speakers

6) Presentations:

6.1 Introducing Derrick Reyes, Maintenance Worker (Nuño)

Maintenance Superintendent Nuño introduced Derrick Reyes and congratulated him on passing his employment probationary period.

6.2 Introducing Zack Iokimedes, Maintenance Worker (Nuño)

Maintenance Superintendent Nuño announced that Zack Iokimedes recently passed his employment probationary period.

6.3 Recreation Expo (Ryans)

Recreation Staff gave a short presentation on the upcoming Recreation Expo event.

6.4 General Manager's Annual Summary of the 2019 Municipal Resource Group (MRG) Recommendation Matrix (Lanusse)

The General Manager provided a short presentation on the Annual Summary Matrix.

7) Public Hearing:

To hear public comment regarding adoption of the Annual Operating Budget for 2023-2024 Fiscal Year.

Hearing Opened: 6:58pm (Two Speakers)

Hearing Closed: 7:04pm

8) Committee Updates:

The Chairperson for Ad-Hoc and Standing Committees will provide any updates to the full board.

Sports Center Ad Hoc: Director Aliga announced a recent tour of Franklin Middle School and stated it looked reasonable.

9) Consent Calendar

Items listed on the consent calendar are considered routine in nature and may be enacted by one motion. If discussion is required, that item will be removed from the consent calendar and will be considered separately.

Public Comment-None

9.1 Approve Board Minutes-April 27, 2023-Regular Meeting

9.2 Accept Policies and Personnel Committee Minutes-April 24, 2023

Director Quigley offered the motion, seconded by Director Aliga to approve the consent calendar. Motion passed.

10) Financials:

Public Comment-None

10.1 Approve Financial Statement through 4/30/2023 (Harman)

Director Quigley offered the motion, seconded by Director Aliga to approve the financial statement through 4/30/2023. Motion passed.

10.2 Approve Payment of Bills 4/1/2023 through 4/30/2023 (Harman)

Director Quigley offered the motion, seconded by Director Aliga to approve the payment of bills 4/1/2023 through 4/30/2023. Motion passed.

11) Action Items:

Public Comment-None

11.1 Approve the 1st Read of Policy 2105 – Purchase of Meals, Refreshments and Other Non-Cash Items (Lanusse)

Director Quigley offered the motion, seconded by Director Aliga to approve the 1st Read of Policy 2105. Motion passed.

11.2 Approve changes to Policy 4060-Committees of the Board of Directors (Lanusse)

Director Quigley offered the motion, seconded by Director Aliga to approve changes to Policy 4060 pending legal review. Motion passed.

12) Staff Updates

Public Comment

12.1 Maintenance Superintendent

Provided an update on the Vallejo Community Center Kitchen
Announced renovations on the basketball court at Dan Foley Park
Gave details on a recent inspection at Franklin Middle School

12.2 Finance Director

Announced the district has received the 2nd apportionment of property taxes

12.3 Recreation Superintendent

Gave an update on the murals at Children’s Wonderland, and the Flavor Town event

Announced the upcoming Wilson Field ribbon cutting

Gave an update on recruitment

12.4 General Manager

Provided updates on Succession Planning, Strategic Planning, Master Lease with City of Vallejo and North Vallejo Community Center

13) Administrative Items:

Public Comment -None

13.1 Announce Employee of the month winners October 2022-April 2023 (Lanusse)

October: Derrick Reyes
November: Alex Martinez
December: Joe Gateman
January: Courtney Collier

February: Destiny Perkins
March: Michael Andrade
April: Ken Miller

14) Executive Session: at 8:09pm Chairperson Briseño convened to executive session.

Public Comment-None

14.1 Conference with Labor Negotiators; pursuant to Government Code Section 54957.6

Agency Designated Representative: General Manager

Employee Organizations: International Brotherhood of Electrical Workers Local Union 1245 (IBEW); Service Employees International Union Local 1021 (SEIU)

Unrepresented Employees: Superintendents, Finance Director, Board Clerk, and Human Resources Clerk

at 9:05pm Chairperson Briseño reconvened to regular session and reported the following: Information given and direction provided.

15) Announcements and Comments from Board Members:

None

16) Meeting Adjourn

Director Quigley offered the motion, seconded by Director Aliga to adjourn the meeting at 9:06 p.m. Motion passed.

Rizal Aliga, Board Secretary

Date



Greater Vallejo Recreation District

GVRD promotes wellness and healthy lifestyles
by providing safe parks and innovative and fun
recreation programs for all residents.

BOARD OF DIRECTORS

Rizal Aliga
Ron Bowen
Robert Briseño
Wendell Quigley

GENERAL MANAGER

Gabe Lanusse

Budget and Finance Committee – Special Meeting Minutes
Monday, May 8, 2023
4:00 p.m.
Administrative Office – Board Room
401 Amador Street

In attendance: Director Bowen, Director Briseño
General Manager Lanusse, Finance Director Harman,

Meeting began: 4:00 p.m.


1. Public Comment

There was no Public Comment at this meeting.

2. Preliminary Budget for Fiscal Year 2023-2024

The committee was presented with a preliminary budget for FY 23-24. The Directors presented some direction for adjustments to the preliminary budget. Staff will incorporate this direction into the Final Budget which will be presented to the full Board at the May 25th meeting.

Adjourned 4:45 p.m.



Greater Vallejo Recreation District

GVRD promotes wellness and healthy lifestyles
by providing safe parks and innovative and fun
recreation programs for all residents.

BOARD OF DIRECTORS

Rizal Aliga
Ron Bowen
Robert Briseño
Wendell Quigley

GENERAL MANAGER

Gabe Lanusse

Programs and Publicity Committee Minutes Tuesday, May 9, 2023 4:00 P.M. Administrative Office-Board Room 401 Amador Street

In attendance: Director Aliga & Quigley, Superintendent, Antony Ryans, &
General Manger Gabriel Lanusse

Meeting began: 4:05 P.M.

1. **Public Comment-** No public comment.
2. **Activity Guide (Summer)-** The summer guide is available online.
3. **Aquatic Programs-** Lap swim is still going strong. The committee would like the pool to open during peak hours on the weekends. Staff expressed the challenges faced with opening the pool on the weekends and staffing deficits. Staff will look into creative ways to staff the pool on the weekends.
4. **Children's Wonderland-** Today is the first Flavor Town Tuesday's event at the park from 4-7pm. Vendors include Gigante Tortas, More Life Ice, and Billionaire Adult drinks. We had around 150 guests at the event.
5. **Community Centers Update-** Program attendance has increased since moving classes back to the facility. Staff are taking reservations for the VCC facility. Foley Cultural Center is booked for the entire rest of the calendar year.
6. **Cost Recovery Update-** Staff provided a graph with data taken at the last meeting, charting which events are of greater community benefit.
7. **Community Events-** Staff is currently working on planning for events taking place during the summer. Band and Brews summer concert series flyer was given to the committee as well. Recreation Expo will be hosted on Saturday, May 13th from 11am-2pm at CW. Event is a preview to summer.

8. **Sports Programs/Complex-** Staff received a grant from the Junior Giants foundation and GVRD will match funds to renovate the Little League field at Wilson Park. The ribbon cutting event will be held on Tues, May 16th at 11am at Wilson Field. The GM is working with the school district on an agreement to lease the gym at the former middle school on Star street. Prop 68 funds will help with the renovation. Junior Giants season will begin on June 12th.
9. **Summer Camps-** Staff provided a summer camp flyer promoting youth summer camp options. All swimming camps are completely full for the summer season, weeks 1-8.

Adjourned at 4:58 P.M.



Agenda 9.1

BOARD COMMUNICATION

Date: May 25, 2023

TO: Board Chairperson and Directors

FROM: Penny Harman, Finance Director

SUBJECT: **Resolution of the Board of Directors of the Greater Vallejo Recreation District to Adopt the Annual Operating Budget for Fiscal Year 2023-2024**

BACKGROUND AND DISCUSSION

The Greater Vallejo Recreation District Board of Directors was presented with a budget schedule for the Fiscal Year 2023-2024. The draft budget was submitted to the Board for review and discussion. The Board provided feedback, and staff incorporated the requests into these documents. A public hearing was held on Thursday, May 11, 2023, to discuss the funding sources and appropriations prior to adopting the final budget.

The budget appropriation in the General Operating Fund is \$12,310,614 and Measure K Capital Improvement is \$2,380,000 for the total amount of \$14,690,614. It represents a balanced budget. The total full-time equivalent positions are 38 and 180 part-time positions.

RECOMMENDATION

Accept the Final Budget for Fiscal Year 2023-2024. This budget includes the recommendations from the Board meetings together with Budget and Finance Committee meetings held previously.

PROPOSED ACTION

Adopt the Annual Operating Budget for Fiscal Year 2023-2024

DOCUMENTS AVAILABLE FOR REVIEW

- a. Proposed Final Budget

RESOLUTION NO 2023-02

**RESOLUTION OF THE BOARD OF DIRECTORS OF THE GREATER VALLEJO
RECREATION DISTRICT TO ADOPT THE ANNUAL OPERATING BUDGET FOR
FISCAL YEAR 2023-2024**

WHEREAS, on May 25th, public review of the Budget for Fiscal Year 2023-2024 was held by the Board of Directors; and

WHEREAS, the total budget for the General Fund is \$14,690,614 and it represents a balanced budget. The budget appropriation in the General Operating Fund is \$12,310,614 and the total Measure K Capital Improvement is \$2,380,000. The total full-time equivalent positions are 38 and 180 part-time positions.

NOW, THEREFORE, be it resolved by the Board of Directors that the Annual Budget for the fiscal year beginning July 1, 2023, which has been submitted is hereby passed and adopted this 25th day of May 2023 as follows:

	<u>Revenues</u>	<u>Appropriations</u>
General Administration	6,341,511	2,538,034
Measure K	2,130,000	0
Measure K Carryover	250,000	0
Parks & Maintenance	198,900	3,537,965
Recreation	1,620,203	3,937,872
Deferred Maintenance	0	0
Capital Improvements	4,150,000	4,435,000
Contingency Reserve	0	191,743
Retiree Benefit - OPEB	0	50,000
Contributions from Reserve	<u>0</u>	<u>0</u>
Total General Fund	<u>14,690,614</u>	<u>14,690,614</u>

Following Roll Call Vote: Ayes: _____
Noes: _____
Absent: _____
Abstained: _____

Adopted: _____
Robert Briseño, Chairperson

Attest: _____

Budget Summary

Final

Department	2022-2023 Final Budget				2022-2023 Estimated Actual				2023-2024 Proposed Budget				
	Revenues	Expenses	Measure K	Net Revenue	Revenues	Total	Measure K	Net Revenue	Revenues	Expenses	Measure K	Net Revenue	
			Expenses	(Expenses)		Expenses	Expenses	(Expenses)			Expenses	(Expenses)	
General Administration													
001	General Supp. & Admin.	5,777,837	1,554,923	89,000	4,222,914	6,259,913	1,558,143	62,500	4,701,770	6,341,511	1,691,204	91,400	4,650,307
007	Human Resources	0	410,048	0	(410,048)	0	354,218	0	(354,218)	0	395,039	0	(395,039)
100	Finance	0	445,971	2,000	(445,971)	0	447,044	2,000	(447,044)	0	451,791	2,000	(451,791)
001	General Fund Contributio	0	0	0	0	0	0	0	0	0	0	0	0
	Total Admin Services	5,777,837	2,410,942	91,000	3,366,895	6,259,913	2,359,405	64,500	3,900,508	6,341,511	2,538,034	93,400	3,803,477
Measure K													
001	Measure K	2,000,000	0	(2,235,355)	2,000,000	2,130,398	0	2,130,398	2,130,398	2,130,000	0	(2,844,987)	2,130,000
001	Measure K Carryover	250,000	0	0	250,000	0	0	0	0	250,000	0	0	250,000
001	Total Measure K	2,250,000	0	(2,235,355)	2,250,000	2,130,398	0	2,130,398	2,130,398	2,380,000	0	(2,844,987)	2,380,000
Parks Maintenance													
200	Park Maint. & Dev.	0	188,741	0	(188,741)	0	203,651	0	(203,651)	0	190,495	0	(190,495)
300	Facilities	0	1,450,172	877,892	(1,450,172)	0	1,483,081	868,148	(1,483,081)	0	1,490,081	887,401	(1,490,081)
301	Visitor Services	218,400	155,433	0	62,967	223,540	115,470	0	108,070	198,900	173,111	0	25,789
310	Landscaping & Grounds	0	2,160,910	685,551	(2,160,910)	0	1,780,998	461,311	(1,780,998)	0	1,634,278	257,103	(1,634,278)
312	McIntyre Ranch	0	0	0	0	0	0	0	0	0	50,000	0	(50,000)
	Total Parks	218,400	3,955,256	1,563,443	(3,736,856)	223,540	3,583,200	1,329,459	(3,359,660)	198,900	3,537,965	1,144,504	(3,339,065)
Recreation:													
010	Recreation Admin	5,148	408,720	10,000	(403,572)	0	435,011	48,347	(435,011)	3,500	526,175	30,000	(522,675)
415	Children's Wonderland	59,560	208,340	83,923	(148,780)	41,477	288,207	83,336	(246,730)	53,200	186,127	85,000	(132,927)
430	Break Camp	49,305	190,272	0	(140,967)	45,127	143,272	0	(98,145)	69,740	184,435	0	(114,695)
450	Vallejo Community Ctr.	0	17,562	9,879	(17,562)	17,600	36,747	16,200	(19,147)	100,232	232,662	17,500	(132,430)
451	Foley Cultural Center	200,000	353,972	62,000	(153,972)	219,000	395,711	71,100	(176,711)	199,552	379,035	67,000	(179,483)
460	Sports	116,120	209,219	40,597	(93,099)	85,851	132,382	19,391	(46,531)	90,332	172,443	62,900	(82,111)
465	Community Events	13,600	79,998	8,612	(66,398)	3,478	43,388	3,216	(39,910)	12,300	110,354	8,960	(98,054)
480	Expanded Learning Prog	166,542	300,786	0	(134,244)	217,545	374,691	0	(157,146)	203,100	316,780	0	(113,680)
481	After School Programs	280,000	369,336	0	(89,336)	326,322	373,552	0	(47,230)	339,300	534,131	0	(194,831)
486	Teen Services	2,200	7,883	4,707	(5,683)	0	2,595	149	(2,595)	79,475	78,803	16,332	672
490	Adaptive Recreation	6,100	9,377	2,777	(3,277)	330	3,435	88	(3,105)	330	37,453	2,790	(37,123)
720	N. Vallejo Comm.Ctr.	29,035	47,720	12,672	(18,685)	22,768	44,592	8,850	(21,824)	26,800	82,085	12,800	(55,285)
721	S. Vallejo Comm. Ctr.	54,846	60,220	14,000	(5,374)	56,802	69,970	16,872	(13,168)	64,235	88,105	18,800	(23,870)
730	Cunningham Pool	415,695	852,763	331,745	(437,068)	146,961	828,201	454,149	(681,240)	378,107	1,009,284	487,001	(631,177)
	Total Recreation	1,398,151	3,116,168	580,912	(1,718,017)	1,183,261	3,171,754	721,698	(1,988,493)	1,620,203	3,937,872	809,083	(2,317,669)
Others													
906	Capital Improvements	3,324,690	3,485,447	0	(160,757)	2,650,000	2,648,552	327,337	1,448	4,150,000	4,435,000	798,000	(285,000)
935	Contingency Reserve	0	1,265	0	(1,265)			0	0		191,743	0	(191,743)
001	Retiree Benefit-OPEB	0	0	0	0			0	0		50,000	0	(50,000)
	Total Others	3,324,690	3,486,712	0	(162,022)	2,650,000	2,648,552	327,337	1,448	4,150,000	4,676,743	798,000	(526,743)
	TOTAL BUDGET	12,969,078	12,969,078	0	0	12,447,112	11,762,911	0	684,201	14,690,614	14,690,614	0	0

Note: "Measure K Expenses" columns in gray are for information and are not directly included in the Variance calculations. These amounts are included as expenses for the individual programs/departments.

**Greater Vallejo Recreation District
001 - General Support & Admin
FY 2023-2024**

Final

Account #	Description	Budget	YTD 03/31/23	Est. Actual	Dept. Request
		FY 22-23	FY 22-23	FY 22-23	FY 23-24
0014110014001	Property Taxes	5,600,000	2,975,899	5,951,798	6,198,773
0014120014001	Supplemental Taxes	65,521	109,010	109,010	0
0014130014001	H.O.'s Exemption Fund	5,078	16,422	16,422	0
0014180014109	Measure K	2,000,000	1,065,199	2,130,398	2,130,000
0014220014101	City of Vallejo	0	0	0	0
0014900014801	Donations	0	0	0	0
0014910014801	Interest	3,000	32,211	43,300	300
0014911014801	Interest Umpqua Retiree Benefits	60	97	130	60
0014912014801	Interest Umpqua Bank Reserve	88	197	221	88
0014915014801	Interest Property Taxes	0	0	0	43,000
0014930014801	McIntyre Rent	0		0	0
0014931014801	United Way Rent	0		0	0
0014932014801	Child Start - Setterquist	12,000	10,000	12,000	12,000
0014933014801	Child Start - Washington	10,800	9,000	10,800	10,800
0014934014801	Vallejo Parent Nursery Reimb.	4,800	2,692	2,692	0
0014935014801	Glen Cove Rent	0		0	0
0014937014801	Camp Fire Rent	3,600	1,800	2,400	3,600
0014940014801	Vallejo Parent Nursery Rent	4,800	3,600	3,600	4,800
0014941014801	Colusa Building Rent	66,000	46,337	66,000	66,000
0014941014801	CA State Rent	0		0	0
0014980014801	Administrative Fee	90	1,950	1,950	90
0014984014801	Insurance Dividends	0		0	0
0014985014801	Misc. Revenue	2,000	39,591	39,591	2,000
	Total Revenues	7,777,837	4,314,004	8,390,311	8,471,511
0015000015001	Full Time Salaries	341,570	258,280	344,373	340,083
0015010015001	Part Time Wages	0	0	0	0
0015020015001	Payroll Taxes - Employer	4,953	3,466	4,622	4,931
0015025015001	State Unemployment	50,000	4,730	6,306	50,000
0015030015001	Worker's Comp.	13,091	9,063	12,083	14,795
0015060015001	P.E.R.S. - ER	96,827	71,182	94,910	91,560
0015061015001	PERS Survivor Benefit	72	53	71	72
0015070015001	Medical Insurance	53,163	52,659	70,212	52,194
0015075015001	Dental Insurance	5,433	3,434	4,578	5,433
0015077015001	Vision Insurance	528	348	464	549
0015080015001	Life Insurance	556	541	722	556
0015085015001	Health and Well-Being Benefit	480	0	0	480
0015100015101	Alarm	0	0	0	0
0015110015101	Cellular Phones/Pagers	2,000	1,029	1,800	2,000
0015140015101	P.G. & E.	0	0	0	0
0015140015109	P.G. & E.	24,000	22,832	26,400	26,400
0015160015101	Sewers Services	6,300	0	6,300	6,300
0015170015101	Telephone	1,700	1,165	15,000	15,000
0015208015201	Consultant Fees	60,000	68,116	70,000	65,000
0015214015201	Legal	55,000	75,515	95,000	65,000
0015216015201	Printing	2,000	150	1,500	2,000
0015218015201	Promotions & Advertising	30,000	41,376	46,000	50,000
0015230015201	County Tax Collection Fee	80,000	65,367	70,000	80,000
0015232015201	County Fees Tax Measure	0	0	0	0
0015234015201	Manual Refunds	0	0	0	0

0015244015201	Computer Services	54,000	35,813	52,100	54,000
0015246015201	Internet Services	18,000	12,436	17,200	18,000
0015250015201	Equipment Repairs	500	0	300	500
0015254015201	Janitorial - United Way	0	0	0	0
0015258015201	Office Equipment Repairs	0	0	0	0
0015281015201	Leased Equipment	4,000	2,209	3,600	4,000
0015282015201	Maintenance Contracts	5,000	635	2,750	5,000
0015285015201	Bank Charges	10,000	2,816	6,300	10,000
0015386015209	Scholarships	50,000	0	50,000	50,000
0015414015301	Buildings & Grounds - UW	0	0	0	0
0015415015301	Buildings & Grounds - Solano Cty	0	0	0	0
0015416015301	Computer Supplies	5,000	492	2,100	5,000
0015424015301	Equipment Replacement	2,500	0	1,500	2,500
0015440015301	Office Supplies	4,000	1,226	2,750	4,000
0015454015301	Postage	3,000	1,714	2,300	3,000
0015498	Uniforms	0	0	0	0
0015490015301	N.O.C.	0	0	0	0
0015505015401	Auto Allowance	0	0	0	0
0015510015401	Credit Card Fees	30,000	14,250	24,750	30,000
0015520015401	Board Conference/Travel	3,000	3,993	4,000	3,000
0015522015401	Board Expenses	1,000	483	805	1,000
0015530015401	Board Meeting Fees	22,000	13,721	18,500	22,000
0015531015401	Board Payroll Taxes	2,500	1,048	2,000	2,500
0015532015401	Board Workers Comp	1,800	0	0	1,800
0015550015401	Insurance	320,000	422,629	422,629	460,000
0015560015401	Membership Dues/License Fees	14,000	14,634	14,650	14,000
0015600015401	Mileage	100	0	350	200
0015605015401	Staff Conf. & Travel	3,500	7,469	9,000	5,000
0015610015401	Personnel Training	4,250	1,603	2,000	4,250
0015620015401	Safety Committee/COVID	10,000	15,086	15,086	10,000
0015640015401	Subscriptions & Publications	300	264	270	300
0015650015401	Employee Recognition	7,500	4,633	7,000	7,500
0015660015401	Employee Recruitment	1,000	61	61	1,000
0015665015201	Medical Expense - Employment	300	0	300	300
0015670015201	Retiree Benefit GASB 45	0	0	0	0
0015800015401	Capital Outlay & Building	135,000	0	13,000	85,000
0017000015509	Capital Outlay	15,000	500	12,500	15,000
	Total Expenditures	1,554,923	1,237,022	1,558,143	1,691,204
	Excess Revenues (Expenditures)	6,222,914	3,076,983	6,832,168	6,780,308

**Greater Vallejo Recreation District
007 - Human Resources
FY 2023-2024**

Final

Account #	Description	Budget	YTD 03/31/23	Est. Actual	Dept. Request
		FY 22-23	FY 22-23	FY 22-23	FY 23-24
0075000015001	Full Time Salaries	182,412	128,920	146,317	166,894
0075010015001	Part Time Wages	0	0	0	0
0075020015001	Payroll Taxes - Employer	2,645	2,042	2,723	2,420
0075030015001	Worker's Comp.	6,991	4,858	4,858	7,261
0075060015001	P.E.R.S. - ER	48,801	31,038	41,384	41,031
0075061015001	P.E.R.S. Survivor Benefit	48	29	38	48
0075070015001	Medical Insurance	13,242	6,056	8,075	13,939
0075071015001	Medical Insurance - Retiree	80,000	65,020	86,693	75,600
0075073015001	PERS Health Plan Admin Fee	1,500	1,300	1,733	1,920
0075075015001	Dental Insurance	3,743	2,232	2,976	3,743
0075077015001	Vision Insurance	396	240	320	412
0075080015001	Life Insurance	371	236	315	371
0075110015101	Cellular Phones/Pagers	1,400	643	1,190	1,400
0075170015101	Telephone	1,000	525	975	1,000
0075208015201	Consultant Fees	20,000	14,077	19,500	30,000
0075244015201	Computer Services	15,000	7,680	12,900	15,000
0075440015201	Office Supplies	5,000	2,548	2,600	5,000
0075498	Uniforms	0	0	0	0
0075560	Membership Dues/Lic. Fees	0	0	0	1,000
0075600015401	Mileage	500	167	400	500
0075605015401	Staff Conf. & Travel	7,000	4,468	4,468	7,000
0075610015401	Personnel Training	4,000	752	1,300	4,000
0075640015401	Subscriptions & Publications	1,000	1,131	1,200	1,000
0075660015401	Employee Recruitment	3,000	8,403	8,403	3,000
0075665015201	Medical Expense - Employment	0	0	5,850	0
0075668015201	Employee Recognition	12,000	0	0	12,500
	Total Expenditures	410,049	282,365	354,218	395,039
	Excess Revenues (Expenditures)	(410,049)	(282,365)	(354,218)	(395,039)

**Greater Vallejo Recreation District
010 - Recreation Administration
FY 2023-2024**

Final

Account #	Description	Budget	YTD 03/31/23	Est. Actual	Dept. Request
		FY 22-23	FY 22-23	FY 22-23	FY 23-24
0104960014801	Advertising Revenue	4,998	3,700	3,700	3,500
0104985014801	Misc Revenue	150	0	0	0
	Total Revenues	5,148	3,700	3,700	3,500
0105000015001	Full Time Salaries	218,374	128,721	171,628	264,878
0105010015001	Part Time Wages	30,388	42,782	57,043	30,388
0105020015001	Payroll Taxes - Employer	4,735	4,294	5,725	6,165
0105025015001	State Unemployment	0	0	0	0
0105030015001	Worker's Comp.	7,100	4,869	6,492	12,846
0105060015001	P.E.R.S. - ER	47,604	33,513	44,684	70,140
0105061015001	P.E.R.S. Survivor Benefit	48	46	61	72
0105070015001	Medical Insurance	27,409	23,651	31,534	40,460
0105075015001	Dental Insurance	2,638	1,649	2,198	3,468
0105077015001	Vision Insurance	254	161	215	350
0105080015001	Life Insurance	370	318	424	556
0105110015101	Cellular Phones/Pagers	1,050	0	1,050	1,050
0105170015101	Telephone	1,800	788	1,600	1,850
0105208015201	Consultant Fees	25,000	8,000	22,500	25,000
0105216015201	Printing	5,000	7,685	10,000	10,000
0105218015201	Promotions & Advertising	1,500	961	1,100	1,500
0105220015201	Website Design	0	0	0	0
0105244015201	Computer Services	500	6,757	6,760	500
0105245015209	Software Licensing	10,000	48,346	48,347	30,000
0105424015301	Equipment Replacement	200	0	0	200
0105440015301	Office Supplies	1,750	2,366	2,400	1,750
0105498	Uniforms	0	0	0	
0105454015301	Postage	1,000	1,170	3,000	3,000
0105490015301	N.O.C.	0	0	0	0
0105560015401	Membership Dues/License Fees	500	345	440	500
0105600015401	Mileage	500	264	465	500
0105605015401	Staff Conf. & Travel	3,000	2,323	2,350	3,000
0105610015401	Personnel Training	1,000	646	645	1,000
0105660015401	Employment Recruitment	7,000	1,005	5,700	7,000
0105662015401	Aquatic Reimbursement	10,000	5,180	8,650	10,000
	Total Expenditures	408,720	325,839	435,011	526,175
	Excess Revenues (Expenditures)	(403,572)	(322,139)	(431,311)	(522,675)

Greater Vallejo Recreation District
100 - Finance
FY 2023-2024

Final

Account #	Description	Budget	YTD 03/31/23	Est. Actual	Dept. Request
		FY 22-23	FY 22-23	FY 22-23	FY 23-24
1005000105001	Full Time Salaries	263,445	188,273	251,030	264,467
1005010105001	Part Time Wages	0	0	0	0
1005020105001	Payroll Taxes - Employer	3,820	2,673	3,563	3,835
1005025105001	State Unemployment	0	0	0	0
1005030105001	Worker's Comp.	10,097	7,054	9,405	11,506
1005060105001	P.E.R.S. - ER	75,776	51,572	68,763	72,792
1005061105001	P.E.R.S. Survivor Benefit	72	49	66	72
1005070105001	Medical Insurance	26,170	17,826	23,768	28,700
1005075105001	Dental Insurance	5,071	3,298	4,397	5,071
1005077105001	Vision Insurance	500	330	440	520
1005080105001	Life Insurance	556	1,064	1,419	556
1005110105101	Cellular Phones/Pagers	600	246	500	600
1005170105101	Telephone	1,400	787	1,572	1,572
1005204105201	Audit Services	19,365	5,600	14,000	17,000
1005204105209	Audit Services - Measure K Audit	2,000	0	2,000	2,000
1005208105201	Consultant Fees	10,000	28,051	31,000	15,000
1005216105201	Printing	3,000	2,097	2,300	3,000
1005244105201	Computer Services	4,000	7,728	8,200	4,000
1005245105201	Software Licensing	6,000	6,300	7,000	7,000
1005290105201	N.O.C.	0	1,300	0	0
1005424105301	Equipment Replacement	1,000	0	0	1,000
1005440105301	Office Supplies	4,000	6,568	6,570	4,000
1005560105401	Membership Dues/License Fees	600	125	250	600
1005600105401	Mileage	500	53	300	500
1005605105401	Staff Conf. & Travel	4,000	0	0	4,000
1005610105401	Personnel Training	3,000	10,447	10,500	3,000
1005640105401	Subscriptions	0	0	0	0
1005660105401	Employee Recruitment	1,000	0	0	1,000
1005665105201	Medical Expense - Employment	0	0	0	0
	Total Expenditures	445,972	341,440	447,044	451,791
	Excess Revenues (Expenditures)	(445,972)	(341,440)	(447,044)	(451,791)

Greater Vallejo Recreation District
200 - Maintenance and Development
FY 2023-2024

Final

Account #	Description	Budget	YTD 03/31/23	Est. Actual	Dept. Request
		FY 22-23	FY 22-23	FY 22-23	FY 23-24
2004170204101	Measure K - Transfer In	0	0	0	0
	Total Revenue	0	0	0	0
2005000205001	Full Time Salaries	124,920	110,698	147,598	124,920
2005010205001	Part Time Wages	0	0	0	0
2005020205001	Payroll Taxes - Employer	1,811	1,512	2,017	1,811
2005025205001	State Unemployment	0	0	0	0
2005030205001	Worker's Comp.	4,788	3,331	4,441	5,435
2005060205001	P.E.R.S. - ER	36,980	25,470	33,960	35,908
2005061205001	P.E.R.S. Survivor Benefit	24	18	24	24
2005070205001	Medical Insurance	2,700	0	0	2,700
2005075205001	Dental Insurance	2,913	1,895	2,526	2,913
2005077205001	Vision Insurance	167	110	147	173
2005080205001	Life Insurance	185	262	349	185
2005110205101	Cellular Phones/Pagers	900	416	600	900
2005170205101	Telephone	500	265	480	500
2005208205201	Consultant Fees	1,000	0	500	1,000
2005214205201	Legal	0	0	0	0
2005216205201	Printing	300	0	300	300
2005244205201	Computer Services	228	304	410	400
2005440205301	Office Supplies	1,700	736	1,100	1,700
2005448205301	Photo Supplies	150	0	0	150
2005454205301	Postage	125	0	0	125
2005475205301	Signs	0	0	0	0
2005482205301	Small Tools	100	0	100	100
2005490205301	N.O.C.	0	0	0	0
2005500205401	Administrative Fee	0	0	0	0
2005505205401	Auto Allowance	0	0	0	0
2005560205401	Membership Dues	600	233	550	600
2005600205401	Mileage	500	0	0	500
2005605205401	Staff Conf. & Travel	2,000	0	1,900	2,000
2005610205401	Personnel Training	1,000	69	1,000	2,000
2005640205401	Subscriptions	150	16	150	150
2005660205001	Employee Recruitment	5,000	3,448	5,500	6,000
	Total Expenditures	188,741	148,783	203,651	190,495
	Excess Revenues (Expenditures)	(188,741)	(148,783)	(203,651)	(190,495)

Greater Vallejo Recreation District
300 - Facilities
FY 2023-2024

Final

Account #	Description	Budget	YTD 03/31/23	Est. Actual	Dept. Request
		FY 22-23	FY 22-23	FY 22-23	FY 23-24
3004300304001	City Park Funding	0	0	0	0
3004310304001	Capital Outlay GF	0	0	0	0
3004985304001	Miscellaneous Revenue	0	0	0	0
	Total Revenues	0	0	0	0
3005000305001	Full Time Salaries	319,623	228,702	319,623	326,370
3005010305001	Part Time Wages	0	3,121	0	0
3005010305009	Part Time Wages	50,000	16,207	40,610	50,000
3005020305001	Payroll Taxes - Employer	4,635	3,097	4,635	4,732
3005020305009	Payroll Taxes - Employer	3,825	480	3,825	3,825
3005025305001	State Unemployment	0	0	0	0
3005030305001	Worker's Comp.	12,250	8,539	12,250	14,199
3005030305009	Worker's Comp.	1,916	1,324	1,916	2,175
3005060305001	P.E.R.S. - ER	87,843	57,747	87,843	83,645
3005061305001	P.E.R.S. Survivor Benefit	96	63	96	96
3005070305001	Medical Insurance	42,970	25,148	42,970	52,376
3005075305001	Dental Insurance	11,652	5,140	11,652	9,207
3005077305001	Vision Insurance	918	451	918	838
3005080305001	Life Insurance	742	433	742	742
3005100305101	Alarm	7,000	4,973	6,602	7,000
3005110305101	Cellular Phones/Pagers	2,500	2,042	3,100	3,200
3005140305101	P.G. & E.	0	0	0	0
3005140305109	P.G. & E.	24,500	25,207	36,000	36,000
3005170305101	Telephone	400	262	400	400
3005240305201	Building Maintenance & Repairs	0	276	0	0
3005240305209	Building Maintenance & Repairs	89,000	48,238	88,550	89,000
3005244305201	Computer Services	1,800	868	1,432	1,800
3005250305201	Equip Repairs	0	0	0	0
3005256305201	Janitorial Services	0	0	0	0
3005256305209	Janitorial Services	10,000	9,186	3,280	5,000
3005260305201	Park Grounds Maint. & Repair	0	0	0	0
3005260305209	Park Grounds Maint. & Repair	40,000	35,004	39,000	40,000
3005264305201	Vandalism Repair	0	0	0	0
3005264305209	Vandalism Repair	2,500	2,594	2,594	5,200
3005266305201	Tire Repairs & Purchase	6,000	5,098	6,200	7,500
3005268305201	Towing	1,000	1,011	1,500	1,500
3005272305201	Vehicle Maintenance	0	31,218	31,218	0
3005272305209	Vehicle Maintenance	45,000	47,080	47,080	47,000
3005281305201	Leased Equipment	1,000	704	950	1,000
3005282305201	Maintenance Contracts	0	0	0	0
3005282305209	Maintenance Contracts	50,000	28,366	49,750	50,000
3005283305201	Misc. Rentals	1,000	599	980	1,000
3005290305201	N.O.C.	0	(508)	(508)	0
3005410305301	Sports Field Supplies	0	0	0	0
3005412305301	Landscape & Grounds	0	502	0	0
3005412305309	Landscape & Grounds	14,775	9,048	14,230	15,000
3005424305301	Equipment Replacement	1,000	0	1,200	1,500
3005426305301	First Aid Supplies	750	572	1,500	1,500

3005430305301	Fuels & Lubricants	46,000	24,307	54,000	56,000
3005436305301	Janitorial Supplies	1,800	0	500	1,800
3005438305301	Maintenance Equipment Supplies	497	0	480	500
3005440305301	Office Supplies	3,000	559	2,900	3,000
3005442305301	Motor Vehicle Parts	0	1,837	1,837	0
3005444305301	Paint Supplies	2,000	798	1,875	2,000
3005450305301	Plant Equipment Repair Parts	0	0	0	0
3005475305301	Signs	5,000	2,520	2,872	5,000
3005476305301	Safety Equipment	2,000	1,474	2,250	2,250
3005480305301	Shop Supplies	2,500	1,755	2,720	3,000
3005482305301	Small Tools	1,500	2,655	2,261	2,500
3005498305301	Uniforms	1,500	1,951	2,800	2,500
3005560305401	Membership Dues	250	72	247	250
3005600305401	Mileage	0	0	0	0
3005605305401	Staff Conf. & Travel	1,000	236	794	1,000
3005610305401	Personnel Training	2,000	2,738	1,896	2,000
3005640305401	Subscriptions	0	156	156	0
3005665305201	Medical Expense - Employment	54	126	126	100
3005810305401	Capital Outlay- Redevelopment NVC	0	0	0	0
3005900305401	City Park Capital Project	0	0	0	0
3005910305401	Capital Outlay GF Contribution	0	0	0	0
3007000305509	Capital Outlay	546,376	474,242	543,229	546,376
	Total Expenditures	1,450,172	1,118,218	1,483,081	1,490,081
	Excess Revenues (Expenditures)	(1,450,172)	(1,118,218)	(1,483,081)	(1,490,081)

**Greater Vallejo Recreation District
301 - Visitor Services
FY 2023-2024**

Final

Account #	Description	Budget FY 22-23	YTD 03/31/23 FY 22-23	Est. Actual FY 22-23	Dept. Request FY 23-24
3014970314801	Reservations	6,000	5,592	6,000	6,000
3014971314801	BRS Reservations	20,000	16,813	20,500	22,000
3014972314801	Foley Reservations	11,000	7,467	8,500	9,000
3014975314801	BRS Parking Fees	40,000	19,262	40,000	40,000
3014976314801	Foley Parking Fees	50,000	30,828	60,000	42,000
3014977314801	Event Permits	4,000	5,365	5,365	4,500
3014978314801	Vallejo Sanitation Flood	2,000	2,000	2,000	2,000
3014979314801	Foley Soccer Field	53,000	46,063	48,000	38,000
3014980314801	Highland Maintenance Fee	26,400	11,000	26,400	26,400
3014982314801	Contract Revenue	5,000	5,959	6,500	5,000
3014985314801	Miscellaneous Revenue	1,000	275	275	4,000
	Total Revenues	218,400	150,623	223,540	198,900
3015000315001	Full Time Salaries	0	0	0	59,842
3015010315001	Part Time - Park Monitors	100,000	48,063	64,084	100,000
3015020315001	Payroll Taxes - Employer	7,650	3,528	4,705	7,650
3015030315001	Worker's Comp.	3,833	2,649	3,532	4,351
3105060315001	P.E.R.S. - ER	0	0	0	4,596
3105061315001	P.E.R.S. Survivor Benefit	0	0	0	24
3105070315001	Medical Insurance	0	0	0	11,239
3105075315001	Dental Insurance	0	0	0	830
3105077315001	Vision Insurance	0	0	0	86
3105080315001	Life Insurance	0	0	0	185
3015110315101	Cellular Phones/Pagers	1,200	980	1,200	1,400
3015170315101	Telephone	400	3	350	400
3015216315201	Printing	800	339	800	800
3015244315101	Computer Services	1,000	20	500	1,000
3015440315301	Office Supplies	1,500	1,040	1,500	1,500
3015480315301	Miscellaneous Supplies	11,100	7,302	10,950	11,100
3015484315301	Park in the Park Expenses	0	0	0	0
3015485315301	Highland Maintenance	26,400	11,907	26,400	26,400
3015498315301	Uniforms	1,500	795	1,400	1,500
3015600315401	Mileage	50	0	50	50
	Total Expenditures	155,433	76,626	115,470	173,111
	Excess Revenues (Expenditures)	62,967	73,997	108,070	25,789

Greater Vallejo Recreation District
310 - Landscaping and Grounds
FY 2023-2024

Final

Account #	Description	Budget FY 22-23	YTD 03/31/23 FY 22-23	Est. Actual FY 22-23	Dept. Request FY 23-24
3104310315001	Alco Iron & Metal Revenue	0	0	0	0
	Total Revenues	0	0	0	0
3105000315001	Full Time Salaries	868,284	549,540	732,720	811,889
3105010315001	Part Time Wages	0	13,904	18,538	0
3105010315009	Part Time Wages	118,450	24,121	32,161	118,450
3105020315001	Payroll Taxes - Employer	12,590	8,214	10,952	11,772
3105020315009	Payroll Taxes - Employer	9,061	598	797	9,061
3105025015001	State Unemployment	0	0	0	0
3105030315001	Worker's Comp.	33,277	23,000	30,667	35,322
3105030315009	Worker's Comp.	4,540	3,138	4,183	5,153
3105060315001	P.E.R.S. - ER	237,767	152,461	203,281	202,093
3105061315001	P.E.R.S. Survivor Benefit	312	215	286	312
3105070315001	Medical Insurance	186,761	150,380	200,506	171,959
3105075315001	Dental Insurance	24,765	13,882	18,510	21,940
3105077315001	Vision Insurance	2,394	1,345	1,793	2,118
3105080315001	Life Insurance	2,410	1,804	2,405	2,410
3105110315101	Cellular Phones/Pagers	3,000	1,399	3,000	3,000
3105140315101	P.G. & E.	0	0	0	0
3105140315109	P.G. & E.	9,000	9,592	15,500	17,000
3105160315101	Sewers Services	8,000	4,913	8,000	8,000
3105170315101	Telephone	2,300	1,219	1,600	2,300
3105180315101	Water	0	0	0	0
3105244315201	Computer Services	1,500	112	500	1,500
3105250315201	Equipment Repairs	0	64	64	0
3105250315209	Equipment Repairs	4,000	1,435	3,950	4,000
3105260315201	Park Grounds Maint. & Repair	0	108	108	0
3105260315209	Park Grounds Maint. & Repair	42,000	28,115	42,000	42,000
3105264305201	Vandalism Repair	0	23	23	0
3105264305209	Vandalism Repair	8,000	6,491	8,000	8,000
3105268315201	Towing	0	210	210	0
3105270315201	Tree Maintenance	0	0	0	0
3105270315209	Tree Maintenance	5,000	6,235	6,235	6,000
3105280315201	Chemical Toilets	14,000	3,337	10,000	10,000
3105282315201	Maintenance Contracts	12,000	10,529	11,592	12,000
3105283315201	Misc. Rentals	1,400	620	1,350	1,400
3105410315301	Sports Field Supplies	4,500	2,328	4,400	4,500
3105412315301	Landscape & Grounds	0	0	0	0
3105412315309	Landscape & Grounds	14,000	10,553	13,900	14,000
3105424315301	Equipment Replacement	0	0	0	0
3105424315309	Equipment Replacement	4,000	1,561	3,850	6,000
3105426315301	First Aid Supplies	600	93	600	600
3105432315301	Horticultural Supplies	3,500	948	3,200	3,500
3105434315301	Irrigation & Plumbing Supplies	0	180	180	0
3105434315309	Irrigation Repair	30,000	27,251	27,500	31,500
3105436315301	Janitorial Supplies	17,000	11,537	18,750	20,000
3105440315301	Office Supplies	1,500	701	1,250	1,500
3105444315301	Paint Supplies	2,000	1,477	1,940	2,000
3105446315301	Pesticides	8,000	6,700	7,850	8,000
3105462315301	Rec. Repair Supplies	0	360	360	0

3105462315309	Recreation Repair Landscape	5,000	0	5,000	5,000
3105472315301	Resilient Surface Materials	7,000	60	7,000	7,000
3105476315301	Safety Equipment	4,000	2,966	3,960	5,000
3105482315301	Small Tools	3,000	1,951	2,850	3,000
3105490315301	N.O.C.	0	0	0	0
3105495315301	Alco Iron & Metal Expenses	0	0	0	0
3105498315301	Uniforms	6,000	4,304	5,450	6,000
3105560315401	Membership Dues	1,000	0	870	1,000
3105600315401	Mileage	1,000	83	250	1,000
3105605315401	Staff Conf. & Travel	1,000	0	400	1,000
3105610315401	Personnel Training	4,500	2,798	3,250	6,000
3105640315401	Subscriptions	0	0	0	0
3105665315201	Medical Expense - Employment	0	224	224	0
3107000315509	Capital Outlay	432,500	299,032	299,032	0
	Total Expenditures	2,160,911	1,392,109	1,780,998	1,634,278
	Excess Revenues (Expenditures)	(2,160,911)	(1,392,109)	(1,780,998)	(1,634,278)

**Greater Vallejo Recreation District
312 - McIntyre Ranch
FY 2023-2024**

Final

Account #	Description	Budget FY 22-23	YTD 03/31/23 FY 22-23	Est. Actual FY 22-23	Dept. Request FY 23-24
	Event Fees				0
	Rental Fees				0
	Program Fees				0
	Total Revenues				0
3125000315001	Full Time Salaries				0
3125010315001	Part Time Wages				0
3125020315001	Payroll Taxes - Employer				0
3125020315009	Payroll Taxes - Employer				0
3125025015001	State Unemployment				0
3125030315001	Worker's Comp.				0
3125060315001	P.E.R.S. - ER				0
3125061315001	P.E.R.S. Survivor Benefit				0
3125070315001	Medical Insurance				0
3125075315001	Dental Insurance				0
3125077315001	Vision Insurance				0
3125080315001	Life Insurance				0
3125110315101	Cellular Phones/Pagers				0
3125140315101	P.G. & E.				0
3125160315101	Sewers/Septic				0
3125170315101	Telephone				0
3125244315201	Computer Services				0
3125250315201	Equipment Repairs				0
3125260315201	Park Grounds Maint. & Repair				20,000
3125264305201	Vandalism Repair				0
3125270315201	Tree Maintenance				4,000
3125280315201	Chemical Toilets				0
3125282315201	Maintenance Contracts				0
3125283315201	Misc. Rentals				800
3125412315301	Landscape & Grounds				7,000
3125424315301	Equipment Replacement				500
3125426315301	First Aid Supplies				0
3125432315301	Horticultural Supplies				2,000
3125434315301	Irrigation & Plumbing Supplies				0
3125436315301	Janitorial Supplies				0
3125440315301	Office Supplies				0
3125444315301	Paint Supplies				0
3125446315301	Pesticides				0
3125476315301	Safety Equipment				500
3125482315301	Small Tools				200
3125490315301	N.O.C.				0
3125498315301	Uniforms				0
3125600315401	Mileage				0
3125605315401	Staff Conf. & Travel				0
3125610315401	Personnel Training				0
	Road Maintenance				15,000
	Total Expenditures	0	0	0	50,000
	Excess Revenues (Expenditures)	0	0	0	(50,000)

**Greater Vallejo Recreation District
415 - Children's Wonderland
FY 2023-2024**

Final

<u>Account #</u>	<u>Description</u>	Budget FY 22-23	YTD 03/31/23 FY 22-23	Est. Actual FY 22-23	Dept. Request FY 23-24
4154810404701	Group Reservations	25,150	13,519	20,876	19,000
4154820404701	Entrance Fees	19,235	4,314	8,316	13,400
4154840404701	Concessions	10,000	8,468	10,310	16,000
4154860404701	Special Events - Other	600	5,778	938	3,300
4154861404701	Thumper's Eggs-travaganza	1,300	996	996	0
4154862404701	Movies Under the Stars	600	0	0	0
4154863404701	Parks N' Rex Day	525	0	0	0
4154864404701	Nightmare on Glenn Street	350	0	0	0
4154865404701	Winter Events	1,300	0	0	0
4154900404801	Donations	500	41	41	1,500
	Total Revenues	59,560	33,115	41,477	53,200
4155000405001	Full Time Salaries	56,730	35,896	47,861	46,756
4155010405001	Part Time Wages	0	49,502	66,002	0
4155010405009	Part Time Wages	70,000	5,248	70,000	70,000
4155020405001	Payroll Taxes - Employer	823	4,274	5,699	678
4155020405009	Payroll Taxes - Employer	4,973	397	529	5,355
4155030405001	Worker's Comp.	2,100	1,741	2,321	2,034
4155030405009	Worker's Comp.	2,600	1,836	2,448	3,045
4155060405001	P.E.R.S. - ER	21,615	15,232	20,310	3,591
4155061405001	P.E.R.S. Survivor Benefit	20	21	28	17
4155070405001	Medical Insurance	7,906	12,796	17,061	5,769
4155075405001	Dental Insurance	623	607	810	581
4155077405001	Vision Insurance	62	70	93	60
4155080405001	Life Insurance	139	139	185	130
4155100405101	Alarm	780	2,423	2,423	1,000
4155110405101	Cellular Phones	400	1,348	2,126	1,200
4155140405101	P.G. & E.	0	0	0	0
4155140405109	P.G. & E.	3,600	1,843	2,606	3,600
4155170405101	Telephone	360	0	320	360
4155218405201	Promotions & Advertising	3,550	26	3,400	3,550
4155240405201	Building Maintenance & Repairs	0	462	462	0
4155240405209	Building Maintenance & Repairs	2,750	7,753	7,753	3,000
4155283405201	Misc. Rentals	1,000	932	932	1,000
4155362405201	Special Events - Other	1,250	8,103	8,103	17,250
4155363405201	Thumper's Eggs-travaganza	1,500	0	1,500	0
4155364405201	Movies Under the Stars	2,000	1,351	1,351	0
4155365405201	Parks N' Rex Day	1,100	0	1,100	0
4155366405201	Nightmare on Glenn Street	1,460	2,474	2,474	0
4155367405201	Winter Events	2,000	4,550	4,550	0
4155426405301	First Aid Supplies	250	155	155	250
4155428405301	Food Supplies/Concessions	8,500	6,199	8,500	9,000
4155436405301	Janitorial Supplies	800	478	600	800
4155440405301	Office Supplies	1,300	1,236	1,240	1,300
4155454405301	Postage	200	0	180	200
4155460405301	Party Supplies	3,000	713	3,000	300
4155470405301	Recreation Supplies	2,000	359	700	2,000
4155488405301	T-Shirts	1,000	0	500	1,000
4155498405301	Uniforms	1,200	141	500	1,200
4155600405401	Mileage	200	305	360	250
4155605405401	Staff Conf & Travel	300	0	0	600

4155610405401	Personnel Training	250	24	24	250
	Total Expenditures	208,341	168,634	288,207	186,127
	Excess Revenues (Expenditures)	(148,781)	(135,519)	(246,730)	(132,927)

**Greater Vallejo Recreation District
430 - Break Camp
FY 2023-2024**

Final

Account #	Description	Budget	YTD 03/31/23	Est. Actual	Dept. Request
		FY 22-23	FY 22-23	FY 22-23	FY 23-24
4304700404601	Program Fees	49,245	31,989	45,000	69,740
4304710404601	Late Fees	60	127	127	0
4304750404601	Non-Student Days	0	0	0	0
	Total Revenues	49,305	32,116	45,127	69,740
4305000405001	Full Time Salaries	70,902	38,835	51,780	54,319
4305010405001	Part Time Wages	50,000	22,957	30,609	71,788
4305020405001	Payroll Taxes - Employer	5,236	2,151	2,869	6,279
4305025405001	State Unemployment	0	0	0	0
4305030405001	Worker's Comp.	5,200	3,835	5,113	4,538
4305060405001	P.E.R.S. - ER	22,614	14,334	19,112	14,415
4305061405001	P.E.R.S. Survivor Benefit	24	27	36	18
4305070405001	Medical Insurance	14,548	7,907	10,543	6,322
4305075405001	Dental Insurance	1,327	405	540	623
4305077405001	Vision Insurance	131	41	54	64
4305080405001	Life Insurance	200	141	188	139
4305110405101	Cellular Phones/Pagers	240	426	500	420
4305170405101	Telephone	400	0	0	400
4305218405201	Promotions & Advertising	1,500	1,528	1,530	1,600
4305240405201	Building Maintenance & Repairs	0	0	0	0
4305244405201	Computer Services	0	0	0	0
4305330405201	Contract Classes Expense	600	0	600	600
4305362405201	Special Events	2,000	338	4,500	3,000
4305367405201	Swim Lessons	0	0	0	0
4305369405201	Transportation	0	0	3,000	3,480
4305375405201	Theater Program	3,000	414	414	3,000
4305422405301	Craft Supplies	0	0	0	0
4305424405301	Equipment Replacement	0	0	0	0
4305426405301	First Aid Supplies	1,500	0	800	1,000
4305428405301	Food Supplies	1,500	422	1,500	2,000
4305440405301	Office Supplies	1,000	1,010	1,010	1,000
4305448405301	Photo Supplies	0	0	0	0
4305460405301	Program Supplies	5,000	2,698	5,000	5,500
4305470405301	Recreation Supplies	0	83	83	0
4305488405301	T-Shirts	0	0	0	0
4305490405301	N.O.C.	0	0	0	0
4305498405301	Uniforms	1,750	0	1,800	2,000
4305505405401	Auto Allowance	0	0	0	0
4305560405401	Membership Dues	0	0	0	0
4305600405401	Mileage	300	117	390	500
4305605405401	Staff Conf. & Travel	500	70	600	630
4305610405401	Personnel Training	800	255	700	800
4305650405401	Employee Recognition	0	0	0	0
	Total Expenditures	190,272	97,995	143,272	184,435
	Excess Revenues (Expenditures)	(140,967)	(65,879)	(98,145)	(114,695)

**Greater Vallejo Recreation District
450 - Vallejo Community Center
FY 2023-2024**

Final

Account #	Description	Budget	YTD 03/31/23	Est. Actual	Dept. Request
		FY 22-23	FY 22-23	FY 22-23	FY 23-24
4504300404201	Building Fees	0	2,000	6,000	49,000
4504330404201	Contract Classes Income	0	3,035	10,000	40,000
4504350404201	Security Fees	0	729	1,600	11,232
4504985404801	Misc. Revenue	0	0	0	0
	Total Revenues	0	5,764	17,600	100,232
4505000405001	Full Time Salaries	0	2,000	2,667	56,289
4505010405001	Part Time Wages	0	5,129	8,000	62,571
4505020405001	Payroll Taxes - Employer	0	160	214	5,603
4505030405001	Worker's Comp.	0	(423)	(565)	2,449
4505060405001	P.E.R.S. - ER	0	960	1,280	13,839
4505061405001	P.E.R.S. Survivor Benefit	0	18	24	22
4505070405001	Medical Insurance	0	0	0	8,466
4505075405001	Dental Insurance	0	0	0	747
4505077405001	Vision Insurance	0	0	0	76
4505080405001	Life Insurance	0	0	0	167
4505100405101	Alarm	0	1,175	1,175	3,000
4505110405101	Cellular Phones/Pagers	1,800	0	700	720
4505140405101	P.G. & E.	0	0	0	0
4505140405109	P.G. & E.	7,079	11,687	13,000	14,000
4505160405101	Sewers Services	0	0	0	0
4505170405101	Telephone	1,000	1,198	1,198	1,800
4505216405201	Printing	0	0	0	0
4505218405201	Promotions & Advertising	0	0	0	1,000
4505240405201	Building Maintenance & Repairs	0	0	0	0
4505240405209	Building Maintenance & Repairs	2,800	3,089	3,200	3,500
4505244405201	Computer Services	0	0	0	0
4505251405201	Security Guards	0	0	0	10,900
4505258405201	Office Equipment Repairs	0	0	0	0
4505281405201	Leased Equipment	0	704	1,150	1,200
4505282405201	Maintenance Contracts	3,200	0	1,000	3,200
4505290405201	N.O.C.	0	0	0	0
4505330405201	Contract Classes Expense	0	1,494	1,600	34,524
4505412405301	Landscape & Grounds	1,033	630	800	1,500
4505424405301	Equipment Replacement	450	321	450	500
4505426405301	First Aid Supplies	0	154	154	240
4505436405301	Janitorial Supplies	0	0	500	4,200
4505440405301	Office Supplies	200	5	200	200
4505448405301	Photo Supplies	0	0	0	0
4505470405301	Recreation Supplies	0	0	0	0
4505476405301	Safety Equipment	0	0	0	300
4505484405301	Soda Supplies	0	0	0	0
4505490405301	N.O.C.	0	0	0	0
4505498405301	Uniforms	0	0	0	600
4505505405401	Auto Allowance	0	0	0	0
4505560405401	Membership Dues	0	0	0	150
4505600405401	Mileage	0	0	0	200
4505605405401	Staff Conf. & Travel	0	0	0	500
4505610405401	Personnel Training	0	0	0	200
4505650405401	Employee Recognition	0	0	0	0

	Total Expenditures	17,562	28,299	36,747	232,662
	Excess Revenues (Expenditures)	(17,562)	(22,535)	(19,147)	(132,430)

**Greater Vallejo Recreation District
451 - Foley Cultural Center
FY 2023-2024**

Final

Account #	Description	Budget	YTD 03/31/23	Est. Actual	Dept. Request
		FY 22-23	FY 22-23	FY 22-23	FY 23-24
4514300404201	Building Fees	81,845	88,529	90,000	85,632
4514330404201	Contract Classes Income	99,035	81,521	99,000	84,000
4514350404201	Security Fees	19,120	23,637	30,000	29,920
	Total Revenues	200,000	193,688	219,000	199,552
4515000405001	Full Time Salaries	92,258	70,732	94,309	50,211
4515010405001	Part Time Wages	45,000	46,503	62,004	94,506
4515020405001	Payroll Taxes - Employer	4,780	2,387	3,182	7,958
4515025405001	State Unemployment	0	0	0	0
4515030405001	Worker's Comp.	5,600	4,266	5,688	4,142
4515060405001	P.E.R.S. - ER	25,409	20,836	27,781	12,344
4515061405001	P.E.R.S. Survivor Benefit	30	85	113	19
4515070405001	Medical Insurance	13,177	9,855	13,139	7,829
4515075405001	Dental Insurance	1,038	675	900	664
4515077405001	Vision Insurance	103	59	79	67
4515080405001	Life Insurance	232	165	220	148
4515100405101	Alarm	3,200	1,760	3,200	3,200
4515110405101	Cellular Phones/Pagers	400	226	400	400
4515140405101	P.G. & E.	0	0	0	0
4515140405109	P.G. & E.	57,000	30,917	61,000	62,000
4515160405101	Sewers Services	0	0	0	0
4515170405101	Telephone	3,000	2,130	2,950	3,000
4515216405201	Printing	0	0	0	0
4515218405201	Promotions & Advertising	750	26	800	1,000
4515240405201	Building Maintenance & Repairs	0	0	0	0
4515240405209	Building Maintenance & Repairs	5,000	10,039	10,100	5,000
4515244405201	Computer Services	0	0	0	0
4515250405201	Equipment Repairs	0	0	0	0
4515251405201	Security Guards	20,000	0	32,960	36,960
4515281405201	Leased Equipment	0	0	0	0
4515282405201	Maintenance Contracts	6,610	45	5,300	7,000
4515330405201	Contract Classes Expense	55,000	59,260	63,000	65,000
4515412405301	Landscape & Grounds	2,450	735	900	2,400
4515424405301	Equipment Replacement	1,500	270	500	1,000
4515426405301	First Aid Supplies	240	141	105	240
4515436405301	Janitorial Supplies	7,500	1,011	4,000	10,250
4515440405301	Office Supplies	600	536	600	600
4515454405301	Postage	0	0	0	0
4515470405301	Recreation Supplies	600	155	515	600
4515476405301	Safety Equipment	300	0	200	300
4515490405301	N.O.C.	0	0	0	
4515498405301	Uniforms	795	0	790	795
4515505405401	Auto Allowance	0	0	0	0
4515560405401	Membership Dues	150	0	150	150
4515600405401	Mileage	300	0	300	300
4515605405401	Staff Conf. & Travel	750	0	400	750
4515610405401	Personnel Training	200	125	125	200
	Total Expenditures	353,972	262,937	395,711	379,035

	Excess Revenues (Expenditures)	(153,972)	(69,250)	(176,711)	(179,483)

Greater Vallejo Recreation District
460 - Sports
FY 2023-2024

Final

Account #	Description	Budget	YTD 03/31/23	Est. Actual	Dept. Request
		FY 22-23	FY 22-23	FY 22-23	FY 23-24
4604500404401	Contract Classes Income	50,478	20,142	28,438	30,000
4604525404401	Youth League	30,000	(778)	(778)	30,000
4604526404401	E-Gaming Income	6,300	10	10	2,500
4604527404401	User Agreement Income	6,332	0	0	6,332
4604528404401	Vallejo Sports Hall of Fame	3,900	10,835	10,835	10,000
4604530404401	Facility Rentals	15,710	7,443	9,000	10,000
4604560404401	Adult Leagues	3,400	0	0	1,500
4604985404801	Misc. Revenue	0	28,346	38,346	0
	Total Revenues	116,120	65,999	85,851	90,332
4605000405001	Full Time Salaries	84,011	39,740	52,986	48,873
4605010405001	Part Time Wages	0	18,467	0	0
4605010405009	Part Time Wages	20,000	0	0	40,000
4605011405001	Part Time Wages - Seasonal	0	0	0	709
4605020405001	Payroll Taxes - Employer	1,218	1,609	2,146	3,060
4605020405009	Payroll Taxes - Employer	1,530	0	0	1,530
4605025405001	State Unemployment	0	0	0	0
4605030405001	Worker's Comp.	3,220	2,315	3,087	2,126
4605030405009	Worker's Comp.	767	443	591	870
4605060405001	P.E.R.S. - ER	20,476	13,083	17,444	12,016
4605061405001	P.E.R.S. Survivor Benefit	32	11	15	16
4605070405001	Medical Insurance	20,138	3,457	4,609	4,533
4605075405001	Dental Insurance	2,105	576	768	540
4605077405001	Vision Insurance	208	34	45	73
4605080405001	Life Insurance	278	186	249	158
4605110405101	Cellular Phones/Pagers	900	814	950	950
4605140405101	P.G. & E.	0	0	0	0
4605140405109	P.G. & E.	16,800	14,322	18,300	19,000
4605170405101	Telephone	800	585	723	800
4605206405201	Coach Stipend	750	0	0	0
4605218405201	Promotions & Advertising	500	79	300	1,500
4605222405201	Sports Officials	3,000	0	0	0
4605244405201	Computer Services	246	0	0	0
4605311405201	ASA Fees	200	0	200	200
4605330405201	Contract Classes Expense	20,000	10,940	18,750	20,000
4605332405201	Youth Soccer Expense	0	3,790	3,790	0
4605335405401	Vallejo Sports Hall of Fame	3,500	4,911	4,911	10,000
4605400405301	Awards	100	0	100	0
4605424405301	Equipment Replacement	0	0	0	0
4605440405301	Office Supplies	500	680	680	550
4605460405301	Program Supplies	3,000	655	730	0
4605480405301	Miscellaneous Supplies	0	0	0	0
4605480405309	Sports Supplies	1,500	0	500	1,500
4605485405301	E-Gaming Fees	1,290	0	0	1,290
4605498405301	Uniforms	500	0	150	500
4605560405401	Membership Dues	150	0	0	150
4605600405401	Mileage	300	95	200	300
4605605405401	Staff Conf. & Travel	800	0	0	800
4605610405401	Staff Training/Development	400	0	0	0
4605660405401	Employee Recruitment	0	160	160	400

	Total Expenditures	209,219	116,950	132,382	172,443
	Excess Revenues (Expenditures)	(93,099)	(50,951)	(46,531)	(82,111)

**Greater Vallejo Recreation District
465 - Community Events
FY 2023-2024**

Final

Account #	Description	Budget	YTD 03/31/23	Est. Actual	Dept. Request
		FY 22-23	FY 22-23	FY 22-23	FY 23-24
4654810404701	Group Reservations	0	0	0	0
4654860404701	Special Events - Other	0	1,193	1,193	0
4654861404701	Summer Concerts	3,300	0	0	4,200
4654862404701	Pup-kin Patch Dog Festival	2,600	500	500	2,000
4654863404701	Turkey Kit Drive-N-Go	500	461	461	500
4654864404701	Winter Events	600	0	0	500
4654865404701	Breakfast with Santa	1,600	812	812	1,100
4654900404801	Donations	5,000	0	0	4,000
4654906404801	A & C in the Park	0	512	512	0
4654908404701	Special Ceremonies	0	0	0	0
	Total Revenues	13,600	3,478	3,478	12,300
4655000405001	Full Time Salaries	33,384	16,743	22,324	54,844
4655010405001	Part Time Wages	0	1,587	1,587	0
4655010405009	Part Time Wages	8,000	0	3,000	8,000
4655020405001	Payroll Taxes - Employer	484	340	454	795
4655020405009	Payroll Taxes - Employer	612	0	0	612
4655030405001	Worker's Comp.	1,200	858	1,143	2,386
4655030405009	Worker's Comp.	400	162	216	348
4655060405001	P.E.R.S. - ER	2,494	0	0	13,483
4655061405001	P.E.R.S. Survivor Benefit	12	0	0	20
4655070405001	Medical Insurance	5,271	429	571	8,429
4655075405001	Dental Insurance	415	0	0	706
4655077405001	Vision Insurance	41	0	0	73
4655080405001	Life Insurance	93	0	0	158
4655170405101	Telephone	500	263	359	500
4655218405101	Promotions & Advertising	5,050	2,754	3,000	5,050
4655362405201	Special Events - Other	2,000	2,459	2,459	11,000
4655363405201	Summer Concerts	7,700	1,376	1,376	0
4655364405201	Special Ceremonies	2,000	89	89	0
4655365405201	Breakfast with Santa	1,800	718	718	0
4655368405201	Community Programs (SWAG)	1,500	705	705	0
4655370405201	Pup-kin Patch Dog Festival	1,000	1,167	1,167	0
4655371405201	Turkey Kit Drive-N-Go	1,400	1,188	1,188	0
4655372405201	Winter Events	600	944	944	0
4655440405301	Office Supplies	750	1,365	1,365	750
4655454405301	Postage	200	0	0	200
4655498405301	Uniforms	1,337	0	0	1,000
4655560405401	Membership Dues	505	490	490	250
4655600405401	Mileage	250	54	54	250
4655605405401	Staff Conf. & Travel	1,000	179	179	1,500
	Total Expenditures	79,998	33,868	43,388	110,354
	Excess Revenues (Expenditures)	(66,398)	(30,390)	(39,910)	(98,054)

**Greater Vallejo Recreation District
480 - Expanded Learning Programs (ExLP)
FY 2023-2024**

Final

Account #	Description	Budget	YTD 03/31/23	Est. Actual	Dept. Request
		FY 22-23	FY 22-23	FY 22-23	FY 23-24
4804240404101	Grant Funding	166,542	217,395	217,395	203,100
4804700404601	Program Fees	0	0	0	0
4804710404601	Late Fees	0	0	0	0
4804985404801	Misc Revenues	0	150	150	0
	Total Revenues	166,542	217,545	217,545	203,100
4805000405001	Full Time Salaries	55,765	63,518	84,690	74,006
4805010405001	Part Time Wages	178,949	215,716	215,716	178,949
4805020405001	Payroll Taxes - Employer	12,284	15,531	20,708	14,763
4805030405001	Worker's Comp.	13,200	9,530	12,706	11,005
4805060405001	P.E.R.S. - ER	15,645	12,309	16,412	19,255
4805061405001	P.E.R.S. Survivor Benefit	18	40	53	24
4805070405001	Medical Insurance	11,069	7,907	10,543	4,917
4805075405001	Dental Insurance	1,053	877	1,170	830
4805077405001	Vision Insurance	104	40	53	86
4805080405001	Life Insurance	139	508	678	185
4805110405101	Cellular Phones/Pagers	720	426	674	720
4805170405101	Telephone	540	263	521	540
4805218405201	Promotions & Advertising	0	0	0	0
4805244405201	Computer Services	0	0	0	0
4805369405201	Transportation	0	0	0	0
4805422405301	Craft Supplies	0	0	0	0
4805426405301	First Aid Supplies	0	0	0	0
4805428405301	Food Supplies	500	384	730	800
4805440405301	Office Supplies	1,500	1,318	1,318	1,500
4805448405301	Photo Supplies	0	0	0	0
4805454405301	Postage	0	232	232	0
4805460405301	Program Supplies	4,000	3,303	4,000	2,000
4805470405301	Recreation Supplies	0	0	0	0
4805488405301	T-Shirts	0	0	0	0
4805498405301	Uniforms	2,000	1,883	1,882	2,500
4805560405401	Membership Fee	0	0	0	150
4805600405401	Mileage	300	349	500	550
4805605405401	Staff Conf & Travel	1,500	539	1,100	2,000
4805610405401	Personnel Training	1,500	179	1,005	2,000
	Total Expenditures	300,786	334,851	374,691	316,780
	Excess Revenues (Expenditures)	(134,244)	(117,306)	(157,146)	(113,680)

**Greater Vallejo Recreation District
481 - After School Programs
FY 2023-2024**

Final

Account #	Description	Budget	YTD 03/31/23	Est. Actual	Dept. Request
		FY 22-23	FY 22-23	FY 22-23	FY 23-24
4814421404301	Snacks Income	0	0	0	0
4814510404401	T-Shirts	0	0	0	0
4814700404601	Program Fees	260,500	306,072	306,072	320,000
4814710404601	Late Fees	300	0	0	300
4814985404801	Misc. Revenue	19,200	20,242	20,250	19,000
	Total Revenues	280,000	326,314	326,322	339,300
4815000405001	Full Time Salaries	70,902	28,511	38,014	79,810
4815010405001	Part Time Wages	219,761	226,243	250,000	360,000
4815020405001	Payroll Taxes - Employer	14,798	15,517	20,689	28,697
4815030405001	Worker's Comp.	10,100	6,880	9,173	13,033
4815060405001	P.E.R.S. - ER	16,776	15,326	20,435	21,742
4815061405001	P.E.R.S. Survivor Benefit	24	74	99	24
4815070405001	Medical Insurance	15,286	7,283	9,711	7,024
4815075405001	Dental Insurance	1,475	540	720	830
4815077405001	Vision Insurance	146	39	53	86
4815080405001	Life Insurance	185	134	179	185
4815100405101	Alarm	0	0	0	0
4815110405101	Cellular Phones/Pagers	960	900	980	1,000
4815140405101	P.G. & E.	0	0	0	0
4815160405101	Sewers Services	0	0	0	0
4815170405101	Telephone	500	262	410	500
4815218405401	Promotions & Advertising	1,000	2,418	2,419	1,000
4815244405201	Computer Services	2,000	0	500	500
4815281015201	Leased Equipment	0	0	0	0
4815422405301	Craft Supplies	0	0	0	0
4815424405301	Equipment Replacement	0	0	0	0
4815426405301	First Aid Supplies	500	614	650	500
4815428405301	Food Supplies	600	471	600	600
4815436405301	Janitorial Supplies	200	198	198	200
4815440405301	Office Supplies	600	1,238	1,238	600
4815460405301	Program Supplies	8,213	11,818	11,820	12,000
4815461405301	Snacks Expense	972	700	950	1,200
4815470405301	Recreation Supplies	1,000	856	856	1,000
4815488405301	T-Shirts	0	0	0	0
4815498405301	Uniforms	1,138	2,265	2,300	1,200
4815600405401	Mileage	200	359	359	400
4815605405401	Staff Conf. & Travel	1,000	500	500	1,000
4815610405401	Personnel Training	1,000	303	700	1,000
4815650405401	Employee Recognition	0	0	0	0
	Total Expenditures	369,336	323,450	373,552	534,131
	Excess Revenues (Expenditures)	(89,336)	2,864	(47,230)	(194,831)

Greater Vallejo Recreation District
486 - Teen Services
FY 2023-2024

Final

Account #	Description	Budget	YTD 03/31/23	Est. Actual	Dept. Request
		FY 22-23	FY 22-23	FY 22-23	FY 23-24
4864240404101	Grant Funding	0	0	0	0
4864330404201	Contract Class Income Teen	0	0	0	45,125
4864500404401	Program Fees	2,000	0	0	32,850
4864985404801	Misc. Revenue	200	0	0	1,500
	Total Revenues	2,200	0	0	79,475
4865000405001	Full Time Salaries	0	0	0	16,172
4865010405001	Part Time Wages	0	0	0	0
4865010405009	Part Time Wages	4,222	0	0	15,000
4865020405001	Payroll Taxes - Employer	0	0	0	234
4865020405009	Payroll Taxes - Employer	323	0	0	1,148
4865030405001	Worker's Comp.	0	0	0	704
4865030405009	Worker's Comp.	162	112	149	184
4865060405001	P.E.R.S. - ER	0	0	0	3,976
4865061405001	P.E.R.S. Survivor Benefit	0	0	0	6
4865070405001	Medical Insurance	0	0	0	1,405
4865075405001	Dental Insurance	0	0	0	208
4865077405001	Vision Insurance	0	0	0	21
4865080405001	Life Insurance	0	0	0	46
4865170405101	Telephone	0	0	0	0
4865218405201	Promotions & Advertising	500	0	500	4,500
4865244405201	Computer Services	201	0	201	201
4865250405201	Equip Repairs	0	0	0	0
4865251405201	Security Guards	400	0	400	1,088
4865283405201	Misc. Rentals	500	0	500	2,720
4865290405201	N.O.C.	0	0	0	0
4865330405201	Contract Classes Expense	0	0	0	6,000
4865362405201	Special Events	0	0	0	0
4865369405201	Transportation	0	0	0	0
4865400405301	Awards	0	0	0	0
4865424405301	Equipment Replacement	0	0	0	0
4865426405301	First Aid Supplies	0	0	0	167
4865428405301	Food Supplies	150	0	0	2,000
4865440405301	Office Supplies	100	715	720	374
4865448405301	Photo Supplies	0	0	0	650
4865460405301	Program Supplies	1,000	0	0	19,000
4865470405301	Recreation Supplies	75	0	75	1,000
4865488405301	T-Shirts	0	0	0	0
4865498405301	Uniforms	0	0	0	0
4865600405401	Mileage	50	0	50	500
4865605405401	Staff Conf & Travel	0	0	0	0
4865610405401	Personnel Training	200	0	0	1,500
	Total Expenditures	7,883	826	2,595	78,803
	Excess Revenues (Expenditures)	(5,683)	(826)	(2,595)	672

**Greater Vallejo Recreation District
490 - Adaptive Recreation
FY 2023-2024**

Final

Account #	Description	Budget	YTD 03/31/23	Est. Actual	Dept. Request
		FY 22-23	FY 22-23	FY 22-23	FY 23-24
4904240404101	Grant Funding	0	0	0	0
4904500404401	Program Fees	4,000	330	330	330
4904510404401	T-Shirts	100	0	0	0
4904901404801	Fundraisers	2,000	0	0	0
	Total Revenue	6,100	330	330	330
4905000405001	Full Time Salaries	0	0	0	17,297
4905010405001	Part-Time Wages	0	0	0	0
4905010405009	Part Time Wages	2,491	0	0	2,491
4905020405001	Payroll Taxes - Employer	0	0	0	251
4905020405009	Payroll Taxes - Employer	191	0	0	191
4905025405001	State Unemployment	0	0	0	0
4905030405001	Worker's Comp.	0	0	0	753
4905030405009	Worker's Comp.	95	66	88	108
4905060405001	P.E.R.S. - ER	0	0	0	4,253
4905061405001	P.E.R.S. Survivor Benefit	0	0	0	7
4905070405001	Medical Insurance	0	0	0	3,372
4905075405001	Dental Insurance	0	0	0	249
4905077405001	Vision Insurance	0	0	0	26
4905080405001	Life Insurance	0	0	0	56
4905110405101	Cellular Phones/Pagers	150	0	0	150
4905170405101	Telephone	300	0	0	300
4905222405201	Promotion and Advertising	500	0	300	500
4905244405201	Computer Services	0	0	0	0
4905250405201	Equipment Repairs	0	0	0	0
4905362405201	Special Events	500	369	500	1,000
4905422405301	Craft Supplies	0	48	49	0
4905424405301	Equipment Replacement	0	0	0	0
4905426405301	First Aid Supplies	250	0	0	250
4905428405301	Food Supplies	500	0	500	1,000
4905440405301	Office Supplies	2,550	1,008	1,008	1,500
4905448405301	Photo Supplies	0	0	0	0
4905460405301	Program Supplies	750	264	750	2,000
4905470405301	Recreation Supplies	100	0	100	0
4905498405201	Uniforms	0	0	0	0
4905560405401	Membership Dues	200	0	0	200
4905600405401	Mileage	100	129	140	200
4905605405401	Staff Conf. & Travel	500	0	0	800
4905610405401	Personnel Training	200	0	0	500
4905640405401	Subscriptions	0	0	0	0
4905650405401	Employee Recognition	0	0	0	0
	Total Expenditures	9,377	1,885	3,435	37,453
	Excess Revenue (Expenditures)	(3,277)	(1,555)	(3,105)	(37,123)

**Greater Vallejo Recreation District
720 - North Vallejo Community Center
FY 2023-2024**

Final

Account #	Description	Budget	YTD 03/31/23	Est. Actual	Dept. Request
		FY 22-23	FY 22-23	FY 22-23	FY 23-24
7204220404101	City of Vallejo	0	0	0	0
7204300404201	Building Fees	20,000	11,014	11,020	18,000
7204330404201	Contract Classes Income	4,800	9,164	9,164	4,900
7204350404201	Security Fees	4,235	2,583	2,584	3,900
7204985404801	Misc. Revenue	0	0	0	0
	Total Revenues	29,035	22,761	22,768	26,800
7205000405001	Full Time Salaries	0	0	0	9,117
7205010405001	Part Time Wages	20,000	15,105	20,140	30,000
7205020405001	Payroll Taxes - Employer	1,530	331	441	2,427
7205025405001	State Unemployment	0	0	0	0
7205030405001	Worker's Comp.	800	361	481	1,267
7205060405001	P.E.R.S. - ER	0	80	107	700
7205061405001	P.E.R.S. Survivor Benefit	0	3	4	4
7205070405001	Medical Insurance	0	0	0	955
7205075405001	Dental Insurance	0	0	0	125
7205077405001	Vision Insurance	0	0	0	13
7205080405001	Life Insurance	0	0	0	28
7205100405101	Alarm	1,300	529	1,000	1,300
7205110405101	Cellular Phones/Pagers	0	0	0	0
7205140405101	P.G. & E.	0	0	0	0
7205140405109	P.G. & E.	9,000	8,299	8,299	12,000
7205160405101	Sewer Service	0	0	0	0
7205170405101	Telephone	2,000	992	1,428	2,000
7205216405201	Printing	0	0	0	0
7205218405201	Promotions & Advertising	500	13	313	500
7205240405201	Building Maintenance & Repairs	0	0	0	0
7205240405209	Building Maintenance & Repairs	800	456	551	800
7205244405201	Computer Services	0	0	0	0
7205250405201	Equip Repairs	500	0	0	500
7205251405201	Security Guards	3,940	0	3,000	4,000
7205252405201	Exterior Maintenance	0	0	0	0
7205256405201	Janitorial Services	0	0	0	0
7205258405201	Office Equipment Repairs	0	0	0	0
7205281405201	Leased Equipment	500	0	0	0
7205282405201	Maintenance Contracts	1,000	704	704	1,000
7205330405201	Contract Classes Expense	1,600	5,751	5,751	8,000
7205362405201	Special Events	0	0	0	0
7205412405301	Landscaping & Grounds	800	240	500	750
7205424405301	Equipment Replacement	1,000	270	270	1,000
7205426405301	First Aid Supplies	100	118	0	100
7205428405301	Food Supplies	0	0	0	0
7205434405301	Irrigation & Plumbing Supplies	0	0	0	0
7205436405301	Janitorial Supplies	1,000	292	800	4,000
7205440405301	Office Supplies	200	272	272	300
7205444405301	Paint Supplies	0	0	0	0
7205450405301	Plant Equipment Repair Parts	0	0	0	0
7205454405301	Postage	0	0	0	0
7205470405301	Recreation Supplies	0	0	0	0
7205476405301	Safety Equipment	300	0	200	300

7205490405301	N.O.C.	0	0	0	0
7205498405301	Uniforms	200	0	0	300
7205560405401	Membership Dues	0	0	0	0
7205600405401	Mileage	150	0	0	150
7205605405401	Staff Conf. & Travel	300	0	100	250
7205610405401	Personnel Training	200	71	72	200
7205650405401	Employee Recognition	0	0	0	0
7205660405401	Employee Recruitment	0	160	160	0
	Total Expenditures	47,720	34,045	44,592	82,085
	Excess Revenues (Expenditures)	(18,685)	(11,284)	(21,824)	(55,285)

**Greater Vallejo Recreation District
721 - South Vallejo Community Center
FY 2023-2024**

Final

Account #	Description	Budget	YTD 03/31/23	Est. Actual	Dept. Request
		FY 22-23	FY 22-23	FY 22-23	FY 23-24
7214220404101	City of Vallejo	0	0	0	0
7214300404201	Building Fees	38,046	40,363	40,363	45,475
7214330404201	Contract Classes Income	12,000	11,370	11,370	13,000
7214350404201	Security Fees	4,800	5,069	5,069	5,760
7214505404401	Registration	0	0	0	0
7214600404401	UC Berkeley Lawrence Hall	0	0	0	0
7214900404801	Donations	0	0	0	0
	Total Revenues	54,846	56,802	56,802	64,235
7215000405001	Full Time Salaries	0	0	0	9,117
7215010405001	Part Time Wages	20,000	21,405	28,540	30,000
7215020405001	Payroll Taxes - Employer	1,490	1,279	1,706	2,427
7215025405001	State Unemployment	0	0	0	0
7215030405001	Worker's Comp.	1,000	506	675	1,267
7215060405001	P.E.R.S. - ER	0	813	1,084	700
7215061405001	P.E.R.S. Survivor Benefit	0	18	24	4
7215070405001	Medical Insurance	0	0	0	955
7215075405001	Dental Insurance	0	0	0	125
7215077405001	Vision Insurance	0	0	0	13
7215080405001	Life Insurance	0	0	0	28
7215100405101	Alarm	1,400	749	1,400	1,400
7215110405101	Cellular Phones/Pagers	720	416	690	720
7215140405101	P.G. & E.	0	0	0	0
7215140405109	P.G. & E.	12,000	12,054	15,000	16,800
7215160405101	Sewer Service	0	0	0	0
7215170405101	Telephone	2,400	1,803	2,320	2,400
7215216405201	Printing	0	0	0	0
7215218405201	Promotions & Advertising	200	91	126	1,000
7215240405201	Building Maintenance & Repairs	0	0	0	0
7215240405209	Building Maintenance & Repairs	2,000	1,669	1,872	2,000
7215244405201	Computer Services	0	0	0	0
7215250405201	Equipment Repairs	1,000	112	787	1,000
7215251405201	Security Guards	4,660	0	4,000	4,660
7215252405201	Exterior Maintenance	0	0	0	0
7215256405201	Janitorial Services	0	0	0	0
7215258405201	Office Equipment Repairs	0	0	0	0
7215281405201	Leased Equipment	500	0	500	500
7215282405201	Maintenance Contracts	1,000	704	720	1,000
7215330405201	Contract Classes Expense	6,000	5,765	5,765	6,000
7215412405301	Landscape & Grounds	1,000	300	650	1,000
7215424405301	Equipment Replacement	0	0	0	0
7215426405301	First Aid Supplies	100	201	200	240
7215428405301	Food Supplies	0	0	0	0
7215436405301	Janitorial Supplies	3,000	560	2,300	3,000
7215440405301	Office Supplies	200	182	182	200
7215454405301	Postage	0	0	0	0
7215470405301	Recreation Supplies	0	0	0	0
7215476405301	Safety Equipment	150	0	80	150
7215490405301	N.O.C.	0	0	0	0
7215498405301	Uniforms	400	0	350	400

7215560405401	Membership Dues	150	150	150	150
7215600405401	Mileage	150	0	150	150
7215605405401	Staff Conf. & Travel	500	0	500	500
7215610405401	Personnel Training	200	0	200	200
7215650405401	Employee Recognition	0	0	0	0
	Total Expenditures	60,220	48,776	69,970	88,105
	Excess Revenues (Expenditures)	(5,374)	8,026	(13,168)	(23,870)

**Greater Vallejo Recreation District
730 - Cunningham Pool
FY 2023-2024**

Final

Account #	Description	Budget	YTD 03/31/23	Est. Actual	Dept. Request
		FY 22-23	FY 22-23	FY 22-23	FY 23-24
7304220404101	City of Vallejo	0	0	0	0
7304330404301	Contract Classes Income	0	0	0	0
7304400404301	Group Lessons	113,250	30,813	30,813	105,000
7304407404301	Private Lessons	15,600	6,209	6,209	16,230
7304421404301	Concessions	5,800	2,099	2,099	6,000
7304430404301	Program Fees	19,850	3,381	3,381	12,400
7304435404301	Special Events	2,950	2,149	2,149	3,375
7304440404301	Entry Fees	37,718	35,504	35,504	58,070
7304450404301	Aquatic Camps	148,975	22,263	22,263	101,600
7304460404301	Facility Rental	71,552	44,538	44,538	75,432
7304900404801	Donations	0	0	0	0
7304985404801	Misc. Revenue	0	5	5	0
	Total Revenues	415,695	146,961	146,961	378,107
7305000405001	Full Time Salaries	107,591	86,360	115,147	115,048
7305010405001	Part Time Wages	210,000	88,000	117,333	240,000
7305010405009	Part Time Wages	200,000	200,000	200,000	200,000
7305020405001	Payroll Taxes - Employer	17,625	14,262	19,015	20,028
7305020405009	Payroll Taxes - Employer	7,650	6,072	8,095	15,300
7305025405001	State Unemployment	0	0	0	0
7305030405001	Worker's Comp.	12,000	10,416	13,888	14,141
7305030405009	Worker's Comp.	6,055	5,298	7,064	8,701
7305060405001	P.E.R.S. - ER	27,784	23,217	30,955	28,285
7305061405001	P.E.R.S. Survivor Benefit	32	84	112	36
7305070405001	Medical Insurance	15,813	11,825	15,767	13,112
7305075405001	Dental Insurance	1,245	810	1,080	1,245
7305077405001	Vision Insurance	124	82	109	129
7305080405001	Life Insurance	278	185	247	278
7305100405101	Alarm	1,684	1,116	1,600	1,684
7305110405101	Cellular Phones/Pagers	800	436	805	800
7305140405101	P.G. & E.	0	0	0	0
7305140405109	P.G. & E.	95,000	115,105	135,000	140,000
7305141405101	Tecogen	0	0	0	0
7305141405109	Tecogen	20,000	7,098	11,000	20,000
7305160405101	Sewer Service	2,000	0	0	2,000
7305170405101	Telephone	2,000	2,959	3,514	4,000
7305218405201	Promotions & Advertising	4,000	383	3,000	3,240
7305240405201	Building Maintenance & Repairs	0	0	0	0
7305240405209	Building Maintenance & Repairs	3,040	2,984	2,990	3,000
7305244405201	Computer Services	500	0	0	500
7305250405201	Equip Repairs	1,000	13,050	14,000	13,050
7305262405201	Plant Equipment Repairs	14,200	3,976	3,976	10,800
7305282405201	Maintenance Contracts	1,200	115	230	1,300
7305283405201	Misc. Rentals	600	0	0	600
7305362405201	Special Events	1,500	2,669	2,700	3,000
7305400405301	Awards	800	717	717	8,000
7305412405301	Building & Grounds	0	0	0	0
7305426405301	First Aid Supplies	800	646	650	8,000
7305436405301	Janitorial Supplies	3,000	2,901	2,901	3,000
7305440405301	Office Supplies	2,000	2,346	2,400	2,100

7305444405301	Paint Supplies	200	59	80	200
7305450405301	Plant Equipment Repair Parts	0	0	0	0
7305452405301	Pool Chemical Supplies	0	0	0	0
7305452405309	Pool Chemical Supplies	65,006	57,801	90,000	100,000
7305454405301	Postage	200	0	0	100
7305460405301	Program Supplies	8,500	6,538	8,500	8,500
7305461405301	Concessions	2,500	2,897	3,500	3,000
7305476405301	Safety Equipment	2,000	2,531	2,531	2,000
7305482405301	Small Tools	400	277	277	400
7305488405301	T-Shirts	0	0	0	0
7305490405301	N.O.C.	0	0	0	0
7305498405301	Uniform Reimbursements	6,437	492	6,000	6,437
7305560405401	Membership Dues	700	25	200	670
7305600405401	Mileage	500	783	783	600
7305605405401	Staff Conf. & Travel	1,200	870	870	1,200
7305610405401	Personnel Training	4,000	146	1,000	4,000
7305660405401	Employee Recruitment	800	165	165	800
	Total Expenditures	852,764	675,696	828,201	1,009,284
	Excess Revenues (Expenditures)	(437,069)	(528,735)	(681,240)	(631,177)

**Greater Vallejo Recreation District
Capital Improvements
FY 2023-2024**

Final

Account #	Description	Budget FY 22-23	YTD 03/31/23 FY 22-23	Est. Actual FY 22-23	Dept. Request FY 23-24
	CP Renovations	0	0	0	0
	City of Vallejo Participatory Budget	80,000	0	0	0
	Excess Revenue	260,000	0	0	0
	General Fund-Capital Improvement	1,778,000	0	1,500,000	2,500,000
	Measure K	967,000	0	900,000	900,000
	Impact Fees	239,690	0	0	500,000
	Measure K Carryover	0	0	250,000	250,000
	Total Revenues	3,324,690	0	2,650,000	4,150,000
9068004017001	CP Renovations	0	0	0	0
9018504018001	10 Year Master Plan	0	0	0	0
9068021017001	Amador Complex ADA Improvements	600,000	136,147	350,000	250,000
9068022017001	Pool ADA Restrooms	300,000	0	0	300,000
9068023017001	Richardson Offices/Restrooms/Code Upgrade	60,000	61,915	82,000	0
9068026017001	VCC Kitchen Phase 1	370,000	260,495	370,000	0
9068027017001	Document Management System	30,000	0	30,000	0
9068028017001	Landscape Setterquist	232,000	47,930	300,000	225,000
9068029017001	Landscape South Vallejo	42,000	0	0	42,000
		1,634,000	506,486	1,132,000	817,000
Measure K:					
EQUIPMENT					
9068030017009	Spray Truck	0	0	0	90,000
9068032017009	1 Truck - Parks	0	0	0	50,000
	1 Truck Visitor Services				50,000
	Gradall Forklift				70,000
9068031017009	1 Truck - Facilities	0	1,448	1,448	0
9068033017009	1 Riding Mower 7'	0	0	0	0
NEEDS W/O SPECIFIC LOCATION					
	Security Upgrades	10,000	0	0	10,000
INFORMATION TECHNOLOGY & DATA					
9068034017009	Video Security Upgrades	10,000	0	0	10,000
	IT Infrastructure Upgrades				20,000
	Data Storage - Hard Files/Blue Prints				20,000
	Data Storage Archives				10,000
AMADOR					
	Amador Complex Upgrades Phase 1				50,000
	Amador Complex Upgrades Phase 2				350,000
	Fencing between parking lot and RR tracks				
	Signs				8,000
	395 Amador HVAC				60,000
9068035017009	Amador - Bocce Ball Shade	0	0	0	
9068036017009	Amador - Bleachers	0	0	0	
9068037017009	BRS-Shade Structures-Picnic Area-2(Pine H	150,000	0	0	
9068038017009	BRS-Trash Receptacles, Benches, Amenitie	0	0	0	
9068039017009	BRS-Restroom Improvements	0	0	0	
9068040017009	Ascot-Blue Rock Corridor-Pathway	0	0	0	
9068041017009	CW-Shade Structures	80,000	95,893	95,893	
9068042017009	Dan Foley-Park Entrance Landscaping	0	0	0	
9068043017009	Glen Cove School-Lights (LED conversion)	0	0	0	

9068044017009	Grant Mahony-Lighting	0	58,648	58,648	
9068045017009	Henry Ranch-Lights (LED conversion)	0	0	0	
9068046017009	Lake Dalwigk-Fix Park Lighting/Upgrade	0	0	0	
9068047017009	North Vallejo-Field Lighting Assessment	0	0	0	
9068048017009	Richardson-Automatic Gate	0	24,976	24,976	
9068049017009	Wilson Grandstand Storage-Roof Coverings	0	0	0	
9068050017009	Wilson Utility-Roof Coverings	0	0	0	
9068080017009	Boom Truck	45,000	88,000	88,000	
9068081017009	Electric Vehicle	35,000	58,372	58,372	
9068082017009	Spray Rig	65,000	0	0	
	Total Measure K	395,000	327,338	327,337	798,000
Excess Revenue:					
9068051017001	VCC-Kitchen Remodel	0	200,319	200,319	0
	Total Excess Revenue	0	200,319	200,319	0
Capital Improvement:					
BLUE ROCK SPRINGS					
	Block House Improvements				40,000
	Trash Receptacles, Benches, Amenities				25,000
	Restroom Improvements				100,000
ASCOT-BLUE ROCK CORRIDOR					
BORGES RANCH					
	Irrigation Booster Pump				60,000
CASTLEWOOD					
	New ADA Single Use Restrooms				150,000
	Remodel Existing ADA Restrooms & Showers				150,000
	Shade Structure for Bleachers				200,000
CHILDREN'S WONDERLAND					
	Shade Structures for 2 picnic areas				90,000
	Park sign				10,000
	Upgrade Electrical Service				80,000
CITY PARK					
DAN FOLEY					
	Acoustic Assessment				25,000
	Synthetic Field Replacement				1,200,000
	Bleachers - New Design				50,000
GLEN COVE SCHOOL					
	Fencing/Gates				40,000
GRANT MAHONY PARK					
	Entrance Landscape				65,000
	Perimeter fence around bldg				50,000
HANNS PARK					
	ADA path to restrooms				250,000
HIGHLANDS					
MCINTYRE RANCH					
	Survey				25,000
NORTH VALLEJO PARK					
RICHARDSON					
SETTERQUIST					
	Landscape	40,000			120,000
	Fitness Stations				
SHEVELAND					
TERRACE					
	Playground upgrade				90,000
WILSON					
TOTALS BY YEAR		0			2,820,000
Cap of 1,260,000					1,260,000

9068052017001	Sweeper Truck	0	0	0	0
9068053017001	Email/Web Upgrades	10,000	0	0	0
9068054017001	Data Storage-Hard Files/Blue Prints	0	0	0	0
9068055017001	Data Storage-Archives	10,000	0	0	0
9068056017001	Tech Updates parks/bldgs (WIFI)	30,000	0	0	0
9068057017001	Amador Complex Upgrades Phase 1	412,000	330,193	330,193	0
9068058017001	Amador-Signs	8,000	0	0	0
9068059017001	395 Office Bldg-Roof Coverings	80,000	0	0	0
9068060017001	395 Office Bldg-HVAC Distribution System	60,000	0	0	0
9068061017001	401 Office Bldg-Roof Coverings	0	0	0	0
9068062017001	401 Office Bldg-HVAC Distribution System	60,000	0	0	0
9068063017001	BRS-Shade Structures-Picnic Area-2(Pine H	75,000	0	0	0
9068064017001	BRS-Pathways	75,000	0	0	0
9068065017001	Ascot-Blue Rock-Pathway	0	0	0	0
9068066017001	Castlewood/CP-New ADA Single Use Restr	147,447	3,763	3,763	0
9068067017001	Castlewood/CP-Rem. Exist. ADA Restrooms	150,000	0	0	0
9068068017001	Cunningham Aquatics Center-Roof Covering	0	0	0	0
9068069017001	Dan Foley-Lake Room Ceiling	0	0	0	0
90680700017001	FCC-Exit Signs & Emergency Lighting	43,000	39,615	39,615	0
9068071017001	Franklin	0	0	0	0
9068072017001	Grant Mahony-Remodel Bldg Interior	150,000	0	0	0
9068073017001	Grant Mahony Bldg-Roof Coverings	0	0	0	0
9068074017001	Hanns-Pathway Improvements	46,000	69,750	69,750	0
9068075017001	Highlands-Security Lighting	25,000	0	0	0
9068076017001	Richardson-Office Electrical Upgrade	35,000	35,109	35,109	0
	Total Capital Improvement	1,416,447	478,430	478,430	0
Participatory Budgeting:					
9068077017001	Setterquist-Landscape	0	0	0	0
9068078017001	Setterquist-Fitness Stations	50,000	0	0	0
9068079017001	SVCC-Landscape	0	0	0	0
	Total Participatory Budgeting	50,000	0	0	0
	Total Expenditures	3,495,447	1,512,573	1,006,086	4,435,000
	Excess Revenues (Expenditures)	(170,757)	(1,512,573)	1,643,914	(285,000)

**Greater Vallejo Recreation District
Worksheet
Recreation Services Justifications
FY 2023-2024**

<u>Account #</u>	<u>Description</u>	<u>Justification</u>
Admin		
0104960014801	Advertising	Activity Guide
0105000015001	Full Time Salaries	Rec Sup, Admin, Coord, Sup/Manager
0105010015001	Part Time Salaries	Admin Clerk x 3
0105208015201	Consultant Fees	MRG/Grant writing
0105218015201	Promotions and Advertising	SWAG/Radio/Electonic Board
0105245015209	Software Licensing	Civic Rec
0105605015401	Staff Conference and Travel	2 Conferences
010561001501	Personnel Training	Staff Training
Children's Wonderland		
4154820404701	Entrance Fees	Charing Fees 1/2 year
415501040509	Part Time Wages	Mobile Rec staff
Break Camp		
4304700404601	Program Fees	Increase in programs
4305010405001	Part Time Wages	Increase in staff
4305362405201	Special Events	Field Trips/buses
Dan Foley Cultural Center		
4514330404201	Contract Classes Income	Increase in programming
4515010405001	Part Time Wages	Added Assistant Coordinator
4515218405201	Promotions & Advertising	Increased to promote facilities
4515436405301	Janitorial Supplies	Professional quaterly cleaning
Sports		
4604500404401	Contract Classes Income	Increased classes/Franklin Facilities/HOF
4605010405009	Part Time Wages	Increase in staffing
4605480405309	Sports Supplies	Increase in program supplies
Community Services		
4654860404701	Special Events - Other	Sponsorships/increased programming.
4655363405201	Summer Concerts	Stage/Sound engineer
ExLP		
4805428405301	Food Supplies	Increased staff workshops
4805498405301	Uniforms	Increase staffing and cost in uniforms
4805610405401	Personnel Training	Increased training for staff
After School Programs		
4814700404601	Program fees	Increase in program fees/programs
4815010405001	Part Time Wages	Increase in staffing
4815470405301	Recreation Supplies	Increase in supplies for sites
Teen Services		
4864500404401	Program Fees	Teen Center/Income/Classes/Memberships
4865010405009	Part Time Wages	PT staff for teen center
4865218405201	Promotions & Advertising	Promoting programs/center/Ads
4865330405201	Contract Classes Expense	Paying contractors
4865428405301	Food Supplies	Selling snacks
4865460405301	Program Supplies	Supplies for programs and to furnish space
Adaptive Recreation		
4904500404401	Program Fees	Fees for program
4905010405009	Part Time Wages	Assistant Coordinator added
4905460405301	Program Supplies	Added programs/special events for Adaptive Recreation
North Vallejo Community Center		

7204300404201	Building Fees	Increase in reservations
7205010405001	Part Time Wages	Assistant Coordinator added
7205330405201	Contract Classes Expense	Increase in classes
7205436405301	Janitorial Supplies	Deep cleaning quarterly
South Vallejo Community Center		
7214300404201	Building Fees	Increase in income for rentals
7215010405001	Part Time Wages	Assistant Coordinator added
Cunningham Pool		
7304450404301	Aquatic Camps	This number decreased due to shortage in staff. Also, fewer slots were offered in the program area.
7305010405001	Part Time Wages	Increased due to the January 1 minimum wage increases and the pool being opened 7 days a week.
7305362405201	Special Events	Increase in events at pool
7305488405301	T-Shirts*RENAME TO UNIFORM	Increase in this line item
7305110405101	Cell Phone	Increase due to adding additional costs for Supervisor.
7305140405109	PG&E	Increase in costs for the service.
7305240405209	Building & Maintenance	Backstroke flags prices have increased. Also, added additional costs for tarps.
7305460405301	Program Supplies	Furniture is outdated and would like to purchase new items.
7305461405301	Concessions	Increased number to offer a different variety of concessions.
7305600405301	Mileage	Increased due to staff travel and multiple users on acct.
7305605405301	Staff Conference & Travel	There weren't enough funds to cover all travel expenses.
New Line Item	ARC Certifications	This is a new line item. Funds originally were coming out of programs. But will have their own line item. Community 1st Aid & CPR.



Maintenance Department Board Update

5/25/2023

Parks and Facilities

- Grant Mahony Park
 - A wedding ceremony took place on May 20th by the Rose Garden.
- Dan Foley Park
 - The contractor continues to work on the renovations of the basketball courts.
- McIntyre Ranch
 - The tree contractor continues with the removal of hazardous trees and the safety pruning.
 - PDF designs is working on updating the barn foundation plans.
- Lake Dalwigg
 - City Council approved the contract with Interwest for the project management of Lake Dalwigg Park improvements; we had the kickoff meeting for this project.
- Glen Cove Park
 - Staff installed new garbage receptacles by the Playground area.
- BRS Park
 - Staff worked with a contractor on the installation of a new heavy duty garage door.
 - Staff is working on troubleshooting and making the repairs on a water leak.
- Franklin Middle School
 - We received the report of the inspection of the building.
- Weed Abatement
 - Parks department continues with the mowing and currently working on a second mowing at Hanns Park and High Glen.
- Dan Foley Park
 - Seaweed team is having their tryouts and training at McManus Field; they will begin to play at Wilson by the end of the month.
- I attended the 2023 CARPD Conference in Yosemite.

BOARD PROJECTS UPDATE




Date

TASK	START	END	% COMPLETE	DONE	NOTES
395/401 Renovations				<input type="radio"/>	
Design Phase	1/1/2018	6/1/2021	100%	<input checked="" type="checkbox"/>	
Permit Issued	6/1/2019	6/1/2020	100%	<input checked="" type="checkbox"/>	
RFP	8/1/2021	10/1/2021	100%	<input checked="" type="checkbox"/>	
Build	12/23/2021	11/1/2023	60%	<input type="radio"/>	We will be posting the RFP for 395 building on May 24th.
VCC Kitchen					
Design Phase	1/1/2015	8/1/2020	100%	<input checked="" type="checkbox"/>	
Permit Issued	8/1/2019	8/1/2021	100%	<input checked="" type="checkbox"/>	
Engineer's cost estimate	8/1/2021	10/1/2021	100%	<input checked="" type="checkbox"/>	
Proposed Board Approval	8/12/2022	11/18/2021	100%	<input checked="" type="checkbox"/>	
RFP	1/7/2022	2/28/2022	100%	<input checked="" type="checkbox"/>	
Build	4/18/2022	5/31/2023	95%	<input type="radio"/>	Contractor installed the new electrical panel, waiting on PG&E to do the installation of the electrical.
Cunningham Pool Shade Structures				<input type="radio"/>	
Design/Assessment Phase	1/1/2023	6/15/2023	60%	<input type="radio"/>	Staff is working on the design to present to the City for their approval.
Permit Issued	6/1/2023	7/1/2023	0%	<input type="radio"/>	
RFP	7/2/2023	8/1/2023	0%	<input type="radio"/>	
Build	9/1/2023	11/1/2023	0%	<input type="radio"/>	
Dan Foley Artificial Field				<input type="radio"/>	
Assessment and Engineer's cost estimate	8/1/2022	11/1/2022	100%	<input checked="" type="checkbox"/>	
Board Approval	12/1/2022	12/8/2023	100%	<input checked="" type="checkbox"/>	

TASK	START	END	% COMPLETE	DONE	NOTES
Design Phase	1/1/2023	5/31/2023	90%	<input type="radio"/>	Staff conducted site visits to local fields with the consultant to have a better idea when selecting the artificial and the infill.
RFP	7/1/2022	8/1/2023	0%	<input type="radio"/>	
Build	10/1/2023	11/31/2023	0%	<input type="radio"/>	
Richardson Electrical Upgrade					
Design Phase	3/1/2020	1/28/2022	100%	<input checked="" type="checkbox"/>	
Permit Issued	2/3/2022	2/11/2022	100%	<input checked="" type="checkbox"/>	
RFP	2/14/2022	3/31/2022	100%	<input checked="" type="checkbox"/>	
Build	6/1/2022	6/30/2023	90%	<input type="radio"/>	waiting on a date from PG&E to do the upgrade of the transformer.
Cunningham Pool ADA Upgrades					
Design Phase	11/1/2020	1/28/2022	100%	<input checked="" type="checkbox"/>	City will work on finalizing the plans and making the parking lot improvements.
Permit Issued	6/1/2022	8/5/2022	100%	<input checked="" type="checkbox"/>	City issued the permit.
RFP	4/1/2023	6/1/2023		<input type="radio"/>	The bid documents are completed; we will be going out to bid in June.
Build	7/1/2023	10/1/2023		<input type="radio"/>	
PB Projects					
Design Phase	1/1/2020	3/24/2020	100%	<input checked="" type="checkbox"/>	City postponed the projects on 2020 due to the pandemic.
RFP	5/2/2021	6/20/2021	100%	<input checked="" type="checkbox"/>	
Build	11/12/2021	6/15/2023	98%	<input type="radio"/>	Staff is waiting on the signs to arrive; submitted the reimbursement of these projects to the City.
Wilson Small Baseball Field					
Jr Giants Project approval	12/12/2022	1/1/2023	100%	<input checked="" type="checkbox"/>	
Design	1/17/2023	3/31/2023	100%	<input checked="" type="checkbox"/>	
Build	4/3/2023	5/16/2023	100%	<input checked="" type="checkbox"/>	Staff installed the new score board.
Terrace Park Playground					

TASK	START	END	% COMPLETE	DONE	NOTES
Prop 68 Per Capita Project Approval	12/1/2020	2/28/2022	100%	<input checked="" type="checkbox"/>	
Design/RFP	12/1/2021	1/30/2022	100%	<input checked="" type="checkbox"/>	
Build	6/1/2023	6/30/2023	0%	<input type="checkbox"/>	Playground vendor is waiting on the equipment.
Children's Wonderland Shade Structures				<input type="checkbox"/>	
Design/Assessment Phase	1/1/2022	2/28/2022	100%	<input checked="" type="checkbox"/>	
RFP	4/1/2022	9/1/2022	100%	<input checked="" type="checkbox"/>	
Permit Issued	5/1/2022	6/30/2023	80%	<input type="checkbox"/>	Submitted a design review application to the City; staff will be scheduling a meeting with City staff. This is on hold for now.
Build	7/1/2023	8/1/2023	0%	<input type="checkbox"/>	
Setterquist RIRE Funds Upgrades				<input type="checkbox"/>	
Design/Assessment Phase	1/1/2022	2/28/2023	100%	<input checked="" type="checkbox"/>	
RFP	1/1/2023	3/1/2023	100%	<input checked="" type="checkbox"/>	
Build	4/11/2023	6/1/2023	90%	<input type="checkbox"/>	Contractor continues with the improvements of the courts.
Hanns Park Disc Golf				<input type="checkbox"/>	
Design Phase	3/1/2021	9/27/2021	100%	<input checked="" type="checkbox"/>	
Equipment	8/26/2021	9/1/2021	100%	<input checked="" type="checkbox"/>	
Build	10/6/2021	6/1/2023	98%	<input type="checkbox"/>	Staff installed the new signs; working on the welcome sign.
Hanns Park Restrooms ADA Upgrades				<input type="checkbox"/>	
Design/Assessment Phase	6/1/2022	11/1/2022	100%	<input checked="" type="checkbox"/>	
Permit Issued	12/1/2022	2/14/2023	100%	<input checked="" type="checkbox"/>	
RFP	3/17/2023	4/14/2023	100%	<input checked="" type="checkbox"/>	This project was awarded; we will work on generating the contract.
Build	6/1/2023	8/1/2023	0%	<input type="checkbox"/>	
				<input type="checkbox"/>	



Finance Department Board Update

05/25/2023

FY 23-24 Budget Process

- The Final Budget for FY 2023-2024 is being presented to the full Board on May 25, 2023. We are presenting a balanced budget for the Board's approval. Thank you to staff for all their hard work putting together this budget.

End of Year


- We are beginning preparations for the end of FY 2022-2023. We will work with staff to ensure all invoices, revenues, and any changes are submitted to the Finance Department for processing by year end.

Union Negotiations

- We continue to assist the General Manager with calculations for the ongoing union negotiations.

Audit – FY 21-22

- The audit for FY 21-22 has been postponed until July 2023. Staff are currently preparing reports requested by the auditors and submitting them via the Suralink website.



Recreation Department Board Updates

05/25/2023

Activity Guide:

- The Summer Activity Guide is now available.

Aquatics:

- Vallejo Aquatic Club hosted a Long-Course swim meet this past weekend, May 19-21.
- Spring Swim Lessons and the After School at the Pool camp are at capacity for the month of May!
- Staff continue to promote hiring Lifeguards at a high pace and will be conducting more interviews this month.

Community Centers:

- Job offers have been made for Center Monitor and Assistant Coordinator candidates and are completing the onboarding process.

Children's Wonderland & Community Events:

- The muralist has steadily begun working on the restrooms and is making great progress. He hopes to be completed in the new couple of weeks.
- On Saturday, May 13th over 500 + people visited Children's Wonderland throughout the day for our 1st Rec Expo. GVRD had a busy day planned with Safari themed decorations around the park, games, raffle prizes, 16 community vendors, class demos, and photos with Parker.



- Staff attended the College and Career Fair at Jesse Bethel High School GVRD shared programs opportunities with many students. Staff passed

out 300+ activity guides to students who were excited to learn about the different programs and events happening this summer.

- Flavor Town Tuesdays (Food Trucks) will be held every 2nd and 4th Tuesday at Children's Wonderland beginning in May from 4-7pm. Our second event was held on Tuesday, May 23rd. Trucks include: The Good Soul Eats, Mi Jalisco, The Billionaire Fam, and Neverland Creations.

Sports/Adaptive Recreation (AR):

- In partnership with The Giants Community Fund and Good Tidings Foundation, GVRD hosted the ribbon cutting at the Brandon Crawford Junior Giants Field on Tuesday, May 16th.




- Staff are excited to offer our 1st Adaptive Recreation Ability Day. Ability days aim to create a safe and supportive environment for individuals with any disability to socialize and enjoy a day of fun at CW park. Our 1st ability day happened, Monday, May 22nd and participants will make charcuterie plates.

Staffing:

- The Department completed the recruitment for the FT Recreation Coordinator and have made 2 job offers.
- Staff met with LaRussell, a local artist and are planning to collaborate with the artist on several projects for GVRD and community.

Youth Services:

- The Department is working on training preparation and staffing for Youth summer camps and closing out programming for this school year.



General Manager Board Update

5/25/2023

- Working with staff regarding budget. We will have to perform a reopener in July as normal, as we have not finished negotiations with the unions.
- I am researching a special law for special districts that allows them to move budgets to October. This would make a lot of sense in creating the budget as we would have all the information needed when we close the books on June 30th.
- Working on negotiations with SEIU, IBEW, and unrepresented staff. Provided a draft contract to legal regarding unrepresented staff.
- We sent out a survey regarding succession planning for staff. This closed last Friday, and we will be processing the data.
- We provided updates to the consultant on the strategic planning draft.
- Communicated with School District regarding the draft lease for Franklin Middle School regarding priority aspects and parking.
- Attended the field opening for the Crawford Junior Giants field.
- Attended the California Association of Recreation and Park Districts (CARPD) for training. GVRD received recognition of Outstanding Performance for District Safety.
- I will include my GM Matrix update at the first meeting of each month.